

## RESEARCH ARTICLE

## Predictions from masked motion with and without obstacles

Ariel Goldstein<sup>1,2\*</sup>, Ido Rivlin<sup>2</sup>, Alon Goldstein<sup>3</sup>, Yoni Pertzov<sup>3</sup>, Ran R. Hassin<sup>4</sup>

**1** Princeton Neuroscience Institute, Princeton University, Princeton, NJ, United States of America, **2** Cognitive Science Department, Hebrew University of Jerusalem, Jerusalem, Israel, **3** Department of Psychology, Hebrew University of Jerusalem, Jerusalem, Israel, **4** James Marshall Chair of Psychology, the Department of Psychology and The Federmann Center for the Study of Rationality, The Hebrew University of Jerusalem, Jerusalem, Israel

\* [ariel.y.goldstein@gmail.com](mailto:ariel.y.goldstein@gmail.com)

## Abstract

Predicting the future is essential for organisms like *Homo sapiens*, who live in a dynamic and ever-changing world. Previous research has established that conscious stimuli can lead to non-conscious predictions. Here we examine whether masked stimuli can also induce such predictions. We use masked movement—with and without obstacles—to examine predictions from masked stimuli. In six experiments a moving object was masked using continuous flash suppression (CFS). A few hundred milliseconds after the object had disappeared, a conscious probe appeared in a location that was either consistent with the masked stimulus or not. In Experiments 1–3 the movement was linear, and reaction times (RTs) indicated predictions that were based on direction and speed of movement. In Experiment 4, the masked moving object collided with an obstacle and then disappeared. Predictions in this case should reflect deflection, and indeed reaction times revealed predictions on the deflection route. In Experiments 5 and 6 we introduce an innovative way of using eye-tracking during continuous flash suppression (CFS) and report physiological evidence—in the forms of eye-movements—for masked stimuli induced predictions. We thus conclude that humans can use dynamic masked stimuli to generate active predictions about the future, and use these predictions to guide behavior. We also discuss the possible interpretations of these findings in light of the current scientific discussion regarding the relation between masked presentation, subliminal perception and awareness measurement methods.

## OPEN ACCESS

**Citation:** Goldstein A, Rivlin I, Goldstein A, Pertzov Y, Hassin RR (2020) Predictions from masked motion with and without obstacles. PLoS ONE 15 (11): e0239839. <https://doi.org/10.1371/journal.pone.0239839>

**Editor:** Eva Van den Bussche, Katholieke Universiteit Leuven, BELGIUM

**Received:** January 22, 2020

**Accepted:** September 15, 2020

**Published:** November 6, 2020

**Copyright:** © 2020 Goldstein et al. This is an open access article distributed under the terms of the [Creative Commons Attribution License](https://creativecommons.org/licenses/by/4.0/), which permits unrestricted use, distribution, and reproduction in any medium, provided the original author and source are credited.

**Data Availability Statement:** Data and scripts can be found at <https://zenodo.org/record/3802721#.XsCe4BNKjxU> The data uploaded to Zenodo constitutes the minimal data set, defined as the data set used to reach the conclusions drawn in the manuscript with related metadata and methods, and any additional data required to replicate the reported study findings in their entirety.

**Funding:** Council for higher education that awarded the Lev-Tzion scholarship. The funders had no role in study design, data collection and analysis,

## Introduction

The ability to predict future events is essential for organisms like the *Homo sapiens*, who live in a dynamic and ever-changing world. We predict the locations of moving objects, allowing us to duck falling bricks and avoid being hit by cars [1]; we predict the next note of a beloved melody [2, 3], the colors and shapes of familiar and unfamiliar scenes [4], and the next word in a sentence [5, 6]. We even automatically predict the goals that propel human action and consequences of our behaviors—predictions that help us navigate the social world [7–9]. These

decision to publish, or preparation of the manuscript.

**Competing interests:** The authors have declared that no competing interests exist.

predictions change not only our future behavior, but also our perception [10–14], and it has been suggested that they are a cornerstone of human intelligence [15].

The central role of predictions in our lives has led to the view that generating predictions is the ultimate function of our brains, and hence that investigating the cognitive and brain mechanisms that underlie predictions is a central endeavor of the cognitive and brain sciences [8, 9, 12, 15–20]. Given its centrality, it is not surprising that the different literatures on prediction vary considerably in terms of the questions they ask, the methodologies they use, and even in how they refer to the act of predicting (e.g., anticipating [21], expecting [3], prospecting [22], extrapolating [23, 24] and preparing [25]).

Our focus here is on *active predictions*: predictions that require that one figures out an aspect of the structure of his current environment, and then integrates this understanding with existing knowledge structures to anticipate the future. Intuitively one may hold that although predictions can be nonconscious, humans cannot base predictions on events that they do not fully perceive. To illustrate, batters in baseball might make nonconscious predictions based on a ball's movement, but (the argument goes) they cannot make these predictions if they do not fully perceive the ball. We challenge this view in six experiments that use continuous flash suppression [26] to mask a moving object. In Experiments 1–3 we examine predictions that are based on direction and speed of masked stimuli. In Experiment 4 we raise the bar, and present a masked moving object that collides with an obstacle. Predictions here must consider a collision-based change of trajectory. In Experiments 5 and 6 we provide evidence from eye-movement supporting the existence of predictions that are based on dynamic masked stimuli. Our experiments suggest that humans can make active predictions that are based on masked stimuli.

We chose to frame our results in terms of predictions that are induced by masked dynamic stimuli and not subliminal stimuli, as there is a vibrant debate regarding the necessary procedures that are needed for establishing subliminality (these issues will be covered at length below, in the Subliminal and Masked Presentation section). Throughout the manuscript we will address the findings that were already framed in the literature as induced by subliminal stimuli as such. We will also describe our efforts to render our stimuli subliminal, and base our conclusion on subliminal trials (as established by various analyses). However, given the ongoing debate, we will frame our general claims using the term masked presentation.

Importantly, the literature of nonconscious processing is not limited to subliminal perception [27–29]. Thus, this literature can motivate both subliminal and masked presentation findings.

## Predictions and conscious awareness

Intuitively the tasks of figuring out the structure of our environment and using it to generate active predictions seem to require full conscious awareness. For example, being conscious of a car's speed and road's curve in order to predict the car's future position. Ample research suggests that this is not the case. It has been repeatedly shown that learning aspects of the structure of our environment can occur without or with reduced awareness of the process, its contents, or of the predictions that have been generated using this information [21, 25, 30–37]

There is one salient exception to this rule: in all previous research on active prediction, the relevant environmental events were supraliminal, that is—clearly conscious. Thus, for example, in scenario-based predictions, the scenarios are always consciously presented [9, 38, 39]. In Reber's classic grammar-learning studies the stimuli—often letters—were always supraliminal [34, 35], and the same is true for studies that use the serial reaction task in statistical learning [21, 33, 37]. The constant use of supraliminal stimuli for the research of active prediction leaves open the question—is full awareness of the stimulus a prerequisite for generating active prediction.

## Predictions, spatial attention and subliminal stimuli

The last three decades have yielded much evidence regarding our ability to process masked and subliminal stimuli, and the possible effects of these stimuli ([28, 40, 41] but see [42]). The existing data suggest that if a subliminal prime P is associated with (semantic or procedural) knowledge K, then P can activate K [7, 12, 43–47]. To take just a few examples, findings have shown subliminal activation of simple semantic knowledge [40, 48–51], complex stereotypes [52], numbers [51, 53], national ideologies [45, 54], short sentences and arithmetic equations [51], goals [44, 55–57] and even executive functions [47, 58, 59]. It was also shown that humans can learn the association between a subliminal cue and the identity of a correlated following target [60]. It is interesting to note that despite these advances, evidence for active predictions from subliminal stimuli is generally lacking.

It was established that a subliminal stimulus can capture attention and shift spatial attention to the location of the subliminal stimulus. This can facilitate a faster response to a conscious target at the cued location [61–66].

While it was also established that subliminal stimuli can elicit endogenous attention [67], shifting attention to a different location than that of the subliminal stimulus is more complicated. For example, it was demonstrated that if intermixed with congruent conscious symbolic stimuli (e.g. arrow shape), the same type of stimuli can subliminally shift spatial attention toward a possible location of a conscious target that is not at the same position as the subliminal stimuli themselves [68]. However, conflicting evidence has been gathered regarding the ability of masked direction-words (i.e. ‘up’, ‘down’) to direct spatial attention [69, 70]. The conclusion from these findings is that while subliminal or masked priming is often being attended (at least spatially), its ability to cause a shift of attention to a different location is not trivial.

## Subliminal and masked presentation

Some of the work examining nonconscious processing relies on subliminal presentation. A discussion regarding whether one can conclude that a group of masked stimuli were rendered subliminal is currently taking place [71–74]. A common approach to using subliminal stimuli to induce nonconscious processing combines two types of measurements. One, is designed to examine whether the masked stimuli were rendered subliminal. These are *awareness* tests, which measure participants’ awareness of masked stimuli. The other is the *effect* measurement, which examines behavioral change (e.g., faster reaction time) induced by masked stimuli [75]. These two measurements are combined to form a conclusion: if the *effect* measurement indicates that stimuli were processed and the *awareness* measurement indicates that stimuli were not consciously perceived (hence subliminal), one can conclude that the stimuli were processed nonconsciously.

There are two types of awareness tests that are commonly used: “subjective” tests and “objective” tests. In subjective awareness tests, after each masked trial participants are asked to report if or to what degree they perceived the masked stimulus [62, 63, 76–78]. In “objective” awareness tests, one takes inability to discriminate, rather than subjective reports, as evidence for subliminality. The measurement is being done in a separate part of the experiment (than the one that examines the influence of the masked stimulus on behavior). For example, one infers (un)awareness from the performance in a forced-alternative-choice paradigm that tests the detection of some aspect of the masked stimulus [41, 51, 79–81].

The proper and exhaustive ways of measuring awareness are still researched and the questions regarding measures and analyses is still open [72, 82]. While this question is still unresolved, we will mention that for experiments that used masked presentation and reaction time

as the dependent variable, objective measures of awareness were more commonly used than the subjective ones [40, 51, 81, 83, 84].

When using an objective test, one should adopt a chance level threshold. Participants who score appreciably above chance level according to the objective measurement are considered to be conscious of the stimuli and the researcher removes their data from the critical analysis. Then, only participants who are classified as not conscious of the stimuli are included in the final analysis from which evidence for nonconscious processing is drawn. While this methodological strategy is highly prevalent [40, 41, 45, 80, 81, 83–85], it is not clear how this threshold should be chosen [74, 86–89].

When one uses a threshold method as part of the objective test, there is always a risk of classifying participants as nonconscious despite them being aware of a small number of trials (in the experimental block). Theoretically, this may lead to the erroneous conclusion that their observed behavior stems from nonconscious processing when in fact it stems from the small number of trials they were aware of. This concern is directly outlined by Shanks [74]. Shanks claims that the group of nonconscious participants is chosen based on an extreme mean value. Hence, due to regression to the mean, the group's true awareness value is less extreme. The true and less extreme value may be above chance level and is not indicative of subliminality.

In light of this criticism, guaranteeing we included only completely subliminal stimuli is beyond the reach of the paradigms we use here. Yet, our paradigms, measurements and the analyses we conduct below, provide support for the idea that the phenomenon we are examining is non-conscious. We offer several types of analyses to support the claim that the measured behavior is indeed a result of nonconscious processing.

First, the main analysis compares the performance of participants whose behavior on an awareness test indicated they were not aware of the masked stimuli (classified as nonconscious). Second, acknowledging the risk of including trials for which the mask did not render subliminal presentation (i.e. supraliminal or conscious), we offer a novel simulation-based analysis that examines the likelihood of getting the measured effect due to a number of conscious trials, assuming that subliminal trials do not contribute to a systematic effect. Third, we examine the behavioral effects for participants who were not classified as nonconscious (i.e. classified as conscious). If one believes that the effects that are measured for the group that was classified as nonconscious is due to a number of conscious trials, one would expect a (larger) effect for a group of participants who were aware of the masked stimuli. Fourth, we implement a regression based analysis [90], that avoids the use of choosing a threshold and infers the existence of a nonconscious effect from a regression between the behavioral effect and awareness score in the objective test. We also discuss the limitations of this method and our suggestion to control for them. Lastly, we perform aggregated analyses that allow us to examine the effects for a big sample of participants, as well as adopting conservative criteria for unawareness of the stimuli. Together, we believe the analyses support evidence for the claim that the effects measured are due to nonconscious processing. However, as we cannot state with full certainty that all trials were rendered subliminal we will address the evidence as evidence for prediction induced by masked motion.

## The present paper

In the present paper, we argue that humans can generate active predictions from masked motion. The logic that led us to our prediction is simple, though. Human consciousness is severely limited in terms of its available resources for high-level cognitive processes (e.g., we can hold only one verbal thought at a time; [91–93]). Leaving active predictions to the domain of conscious processes therefore seems unwarranted. This basic argument has recently led one of

us [28, 94] to suggest that nonconscious processes can carry out every fundamental, basic-level function that conscious processes can carry out (but see [42]). This perspective, predicts that humans can generate active predictions even from events they do not consciously experience.

To test these ideas, we examined movement-based predictions. Predictions induced by moving objects guide human motor behavior, perception [13, 95] and the understanding of complex human behavior [96, 97]. An ample body of evidence documents human's perception and memory tendency to displace the final position of a target in the direction of a previously moving probe [98–100]. It was suggested that this tendency enables the cognitive system to generate near-future predictions [101]. Importantly, this vast literature covers evidence for predictions that require internalization of momentum law [100] including the case of bouncing of a barrier [102].

With one exception we discuss below, the literature on movement-based predictions used supraliminal stimuli to show that humans spontaneously and effortlessly generate active predictions. While the stimuli are always supraliminal, there seems to be an agreement that the predictions themselves are not necessarily conscious. That is, when we move our hand to grasp a moving ball, the computations that underlie our predictions are not consciously available to us.

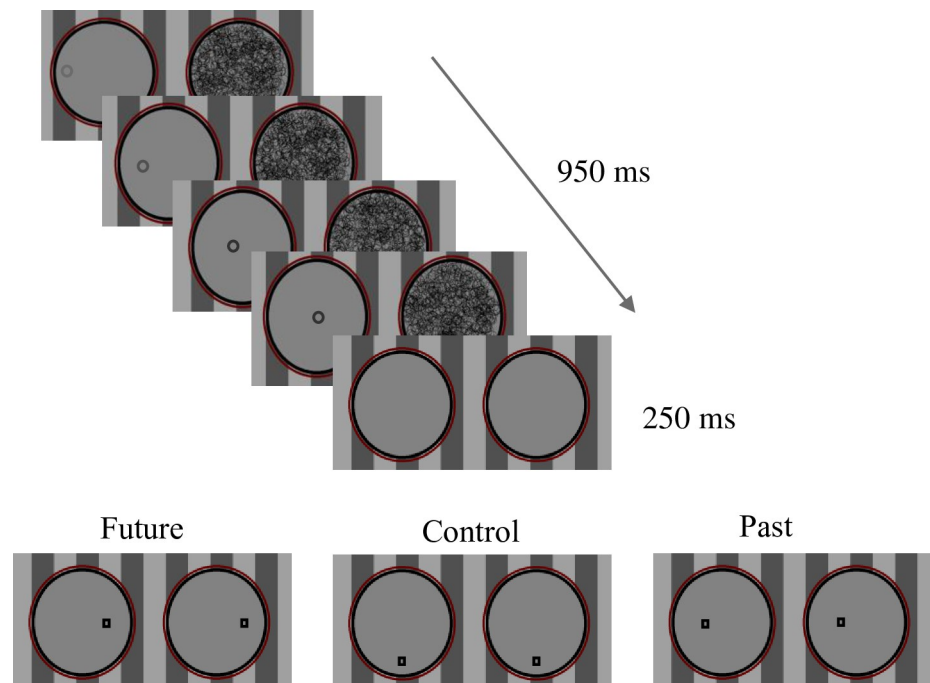
Motion happens in space and time, and hence creating subliminal motion requires keeping the stimulus below the threshold of consciousness for relatively long durations. Historically, subliminal presentations could only be very short, on the order of tens of milliseconds. It was therefore almost impossible to study non-conscious movement (but see [103]). The development of Continuous Flash Suppression (CFS; [26]) changed this state of affairs. In CFS each eye is presented with its own input. One eye is presented with the stimuli one wishes to render subliminal (i.e., the prime). The other eye is presented with an attention-grabbing, constantly changing set of stimuli that mask the prime. This methodology creates masking that may last up to a few seconds [26, 51, 104, 105].

Cognitive scientists quickly realized the advantages of CFS and used it to study non-conscious movement. Using various methodologies (including CFS and binocular rivalry), it has been shown that we can non-consciously perceive motion [106–110]. There is only one paper we are aware of that examined active predictions from subliminal motion. The results led the authors to conclude that we *cannot* generate such predictions [62]. We return to this paper in the General Discussion.

In six experiments we show evidence gathered from behavioral and physiological measures for predictions that are based on speed and direction of masked movement. In all experiments, a CFS-masked object moves on a (virtual) line, and then disappears. Participants are then asked to perform a simple discrimination in a location that is either predicted by the movement, or not. Moreover, the fourth experiment takes masked stimuli-based predictions one step further by masking a moving probe that collides with a masked obstacle and then disappears. In this case, predictions must take deflection into account. The following experiments demonstrate masked stimuli based predictions using eye-tracking and provide converging evidence for masked stimuli based prediction. Together, these experiments provide strong support for the idea that active predictions can be based on masked movement.

## Experiment 1

Experiment 1 examines whether we can extract the direction of a masked moving object, and whether we can predict its future location on this route. Participants were presented with CFS-masked moving probes. 250 milliseconds after the movement ended, a supraliminal target appeared on the screen. Targets could appear in one of three locations: (i) in a consistent



**Fig 1. Description of the different conditions.** The prime is masked and it moves on a straight route. The target is presented to both eyes; thus, it is consciously perceived. In the *past* condition the target appeared in a location that the masked probe had moved through. In the *future* condition the target appeared in an expected location on the route. Finally, in the *control* condition the target appeared in a perpendicular location to the route. All locations were equidistant from the last location of the prime.

<https://doi.org/10.1371/journal.pone.0239839.g001>

“future” location on the route of the movement (*future* condition); (ii) in another equally distant location, perpendicular to the probe’s route (*control* condition); and (iii) in a “past” equally distant location that the probe had already passed through (*past* condition). Our main prediction had to do with facilitation in a future location relative to the control. Such a facilitation would show that participants predicted the future location of the moving object. Following the same logic, and the vast literature on inhibition of return [111–113] and Representational Momentum effect [114, 115], we also predicted that participants would react faster to targets in *future* locations relative to *past* ones.

## Method

**Participants.** Thirty students (fifteen males;  $M = 23.31$  years,  $SD = 2.43$ ) with intact vision (without glasses or contact lenses) participated in the experiment. They received either 10 NIS (~\$3) or course credit. Given that we had no prior experiment of this sort, we predetermined the number of participants to thirty students. Prior to their participation all participants gave an informed consent by signing a written consent form.

**Ethics statement.** All Experiments were ethically approved by the ethics committee of the psychology department of the Hebrew University headed by Prof. Jonathan Huppert.

**Apparatus.** Experiments 1–4 stimuli were presented on a 15-inch CRT monitor (refresh Rate = 100Hz; resolution = 1024 X 768) controlled by a Psychtoolbox extension for MATLAB [116]. The monitor was fitted with a mirror stereoscope (at a distance of 30 cm) to allow stimuli to be presented monocularly.

**Procedure.** The experiment consisted of 3 phases (see Fig 1):



*Phase 1: Supraliminal training.* This phase consisted of 64 trials. On each trial a probe (a circle with a radius of five pixels,  $0.25^\circ$ ) moved on the screen starting at a distance of 95 pixels ( $4.79^\circ$ ) from the fixation point and ending at fixation (velocity of  $5.04^\circ$  per second). Eight different starting locations were equally spaced around the fixation point in different orientations ( $0^\circ$ ,  $45^\circ$ ,  $90^\circ$ ,  $135^\circ$ ,  $180^\circ$ ,  $225^\circ$ ,  $270^\circ$ ,  $315^\circ$ ). The probe moved in a straight line for 950 milliseconds. Its contrast gradually increased, starting from the background color which was set to 50% contrast (making it completely invisible as it was the same color of the background) and going up to 78% contrast (the higher the contrast the darker the probe is). The probe then disappeared. After 250 milliseconds a target (either a square or a diamond) appeared in one of four possible equidistant locations, 50 pixels ( $2.52^\circ$ ) from the fixation. In the *future* condition, the target appeared in a location that was consistent with the probe's direction of movement (50% of the trials). In the *past* condition the target appeared in a location along the probe's route (25% of the trials). Lastly, in the *control* condition the target appeared in a location that was perpendicular to the probe's route (25%). Since there are two possible perpendicular points for each route, the probe appeared 12.5% of the time in each. Note, that like in the classic Posner cost-benefit paradigm [117], the distribution of location is unequal, in order to encourage using the movement as a cue. Participants were asked to perform a classification task as fast as they could, and indicate whether the target was a rectangle or a diamond (each appeared 50% of the time). Reaction times (RTs) and accuracy were recorded.

*Phase 2: Masked presentation.* This phase consisted of 128 trials. The timing and presentation of the stimuli were identical to those of the conscious phase, except that primes were masked using continuous flash suppression. Reaction times and errors rates were recorded. The data collected in this phase are the data we used to test our main hypotheses.

*Phase 3: Awareness test.* We used an "objective test" to measure awareness. The objective test was a two-interval forced-choice judgment test [118, 119] and it consisted of 64 trials. Each trial consisted of two intervals (randomly ordered): an *empty interval* and a *full interval*. The full intervals were identical to the trials in the masked phase with one exception: there was no supraliminal target. In empty intervals the masking was identical, but there was no moving probe. Participants were asked to indicate whether the prime appeared in the first interval or in the second. We compared each participant's accuracy to that expected by chance using the binomial distribution. Participants whose accuracy did not deviate from chance (accuracy level of less than 60%) were classified as nonconscious [51, 120].

We also used subjective measures at the end of the experiment. Given the nature of our design, including trial-by-trial subjective measures [62, 63, 121] did not seem feasible. First and foremost, because we did not want to draw participants' attention to the primes. And secondly, because adding these measures might affect RTs. Indeed, the vast majority of experiments that use trial-by-trial subjective measures do not examine RTs.

## Results & discussion

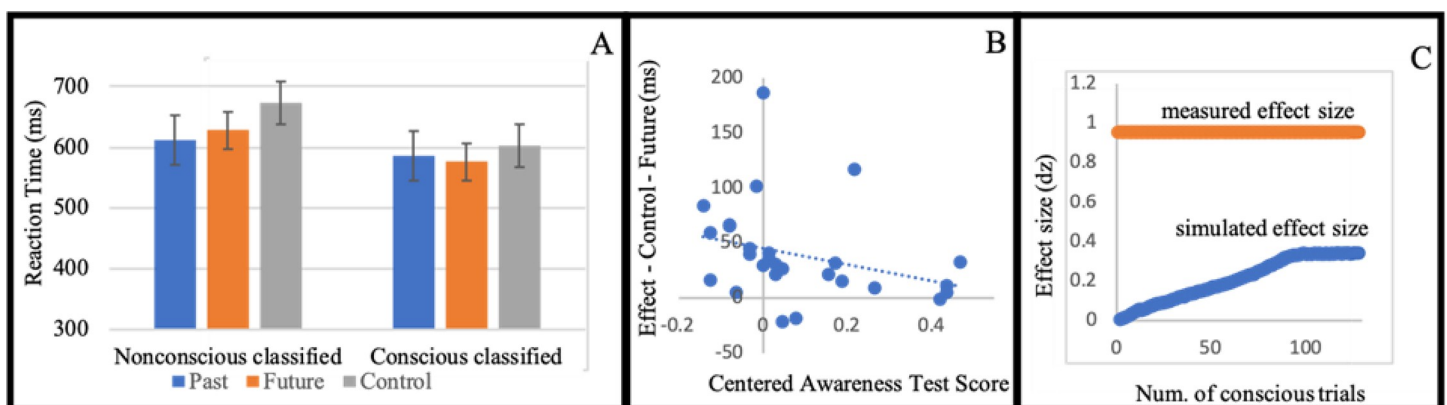
**Data preparation.** One participant was excluded due to faulty recording. Nine participants whose scores in the awareness test (phase 3) deviated from chance were classified as conscious, and the rest were classified as nonconscious. We emphasize that being classified as nonconscious does not suggest absolute certainty that all trials were subliminal as explained in the introduction, and that a small portion of trials may render themselves as visible. Two participants whose accuracies were below 90% in the masked presentation (phase 2) were excluded from analyses [51]. These cleaning procedures left us with eighteen participants for the main analyses.

Erroneous trials (i.e., trials in which participants made mistakes in the classification task (2.21%) and trials with reaction times (RTs) longer than 5 seconds or shorter than 0.2 seconds (0.04%) were excluded from analyses. Then, trials with RTs that deviated more than 3 standard deviations from each participant's mean were excluded (1.3%). For identical cleaning procedures see Sklar et al. [51].

**Awareness.** The nonconscious classified group's mean accuracy in the awareness test ( $M = .48$ ,  $SD = 0.06$ ) did not deviate from chance ( $t(17) = 1.52$ ,  $p = .15$ ).

**Main results.** Supporting our hypothesis, participants who were classified as nonconscious were faster in the future condition ( $M = 0.63$  seconds,  $SD = 0.18$ ) than in the control condition ( $M = 0.67$  seconds,  $SD = 0.19$ ) ( $t(17) = 4.05$ ,  $p < .001$ ,  $d = 0.95$ ). There was no effect on accuracy ( $t < 1$ ). This result indicates that participants predicted the future location of the probe, and used this prediction to improve their performance (repeated measure analysis with Angle factor for Experiments 1, 2, 3, 5, 6 presented in Tables 1–5 in S2 Appendix respectively). As expected, the past condition ( $M = 0.61$  seconds,  $SD = 0.16$ ) also yielded faster responses than the control condition ( $t(17) = 4.72$ ,  $p < .001$ ,  $d = 1.11$ ). There was no effect on accuracy ( $t < 1$ ). Unexpectedly, however, participants were faster in the past condition than in the future condition ( $t(17) = 2.47$ ,  $p = .024$ ,  $d = 0.58$ ), see Fig 2A. This result does not challenge our main hypothesis regarding non-conscious active prediction. Re-examining the literature, we found contradicting evidence regarding the past locations. On the one hand, the literature on inhibition of return suggests inhibition of responses to past location [111–113]. On the other hand, this result can be viewed as a replication of the finding that awareness is not necessary for directing spatial attention produced by Hsieh and Colas [62]. In addition, the attentional momentum effect literature, which mainly demonstrates future prediction, has also provided evidence for facilitation of past locations [13, 99]. This is an ongoing debate [122, 123] that is beyond the scope of this manuscript. Given that the past condition is not central to our hypothesis, we do not use it in the following experiments.

**Further analyses.** It was recently claimed that the commonly used procedure of excluding participants according to their performance on an awareness test phase leads to errors in inferring nonconscious effect [74]. In order to deal with such criticism we implemented an analysis inspired by Greenwald et al.'s suggestion [90]. This analysis includes all participants and does not require exclusion of participants based on the performance on an awareness test phase. It



**Fig 2.** (A) Mean reaction time for condition (standard error to each side). (B) Each dot represents a participant. The horizontal axis (x-axis) represents the centered Awareness score. The vertical axis is the behavioral effect of the participant. The intercept is the predicted effect for a participant who is unaware to the stimuli. The value of 0.1 on the horizontal axis is the frequentist threshold. (C) The horizontal value (x-axis) represents the number of simulated conscious trials (by sampling from the supraliminal training phase). The vertical axis is the measured effect size. In blue we mark the average effect size for 10,000 iteration for each sample size. The standard error is smaller than 0.01 for each simulated number of conscious trials. In red is the measured effect size of the actual masked part.

<https://doi.org/10.1371/journal.pone.0239839.g002>



involves regressing the predicted effect (RT control–RT future) on a centered awareness test score (awareness test phase performance minus 0.5). Note that this regression also includes the nine participants who performed better than chance on the awareness test. Greenwald et al. (1995) suggest viewing the intercept as a measure of processing without awareness: if it significantly deviates from zero, then there is an effect even on the theoretical point of no awareness (chance performance in the awareness test). The intercept was in fact significant, ( $b_0 = 45.60$ ,  $t(25) = 4.99$ ,  $p < .001$ ). The slope did not turn out significant ( $b = -74.63$ ,  $t(25) = 1.63$ ,  $p = .116$ ). For scatter plot see Fig 2B.

It has been argued that the regression analyses developed by Greenwald overestimate the intercept [124–126]. This criticism depends on two necessary conditions. First, they require a positive correlation between the effect and the awareness test score; otherwise, conscious trials cannot drive the effect and the intercept is not overestimated. Second, there should be an error measurement in the measures of awareness.

The first condition does not hold in our data. Namely, the correlation between the effect and awareness test score is negative as is evident by the negative slope at Fig 2B, albeit not significantly ( $r(25) = -.309$ ,  $p = .116$ ). However, we were able to determine that there is strong evidence that the correlation is in fact not positive using Bayes factor (The calculation of Bayes factor was done using a free online available JASP). The Bayes factor of the hypothesis that the correlation is not positive is 9.89 (Bayes factor above 3 is considered as strong evidence). Given these two analyses, it is clear that the correlation is not positive, and hence Greenwald analysis is valid for this experiment. Furthermore, while there is no agreed upon method to correct the error measurement, it is worth mentioning that the reliability of the awareness test is 0.895 (Chronbach alpha). This strongly suggests that the second condition does not apply to our data as well.

The influence of increased level of awareness as reflected in the awareness score can be examined directly by replicating the analysis on the participants who were classified as conscious. Participants in this group were marginally significantly faster in the future condition ( $M = 0.58$  seconds,  $SD = 0.078$ ) than in the control condition ( $M = 0.6$  seconds,  $SD = 0.1$ ) ( $t(8) = 2.26$ ,  $p = .054$ ,  $d = 0.75$ ). Past condition ( $M = 0.59$  seconds,  $SD = 0.1$ ) did not yield significantly faster responses than the control condition ( $t(8) = 1.26$ ,  $p = .244$ ,  $d = 0.42$ ). Past and future conditions did not yield a significant difference ( $t < 1$ ). Due to the fact that these participants were marginally significantly faster in the future condition in comparison to the control condition, we turned to compare this effect between the conscious and nonconscious classified participants.

Given that the past condition is not central to our hypothesis we conducted a mixed design with the participants' awareness classification (nonconscious classified, conscious classified) as a between-subject condition and experimental condition (control, future) as a within-subject condition.

The logic behind these analyses is simple. If one holds that the effects we report are driven by conscious participants, then the effects should be stronger for those participants (compared to non-conscious participants). As in both awareness conditions the comparison between control condition and future condition turned significant, the within-subject factor turned significant as well ( $F(1,25) = 16.12$ ,  $p < .001$ , partial  $\eta^2 = 0.392$ ). The between-subject factor did not turn significant ( $F(1,25) = 1.04$ ,  $p = .315$ , partial  $\eta^2 = 0.034$ ). Interestingly, the interaction did not turn significant as well ( $F < 1$ ). As it is not possible to draw conclusions of a lack of interaction and given that the participants were not randomly assigned to the two awareness levels the lack of interaction should be interpreted cautiously. However, if one believes that consciousness drives this effect, one may expect to see bigger difference between control and future condition in the conscious classified condition than the nonconscious classified.

Another concern that may arise in masked experiments is that a few conscious trials (trials where the mask did not render the stimuli subliminal) drive the measured effect in the masked

phase. We offer here a novel simulation-based analysis training phase and simulate the effect measured by a few conscious trials that are mixed with non-conscious trials that do not contribute to a systematic effect. The supraliminal training phase consists of 64 trials and it shares the same visual attributes of the masked stimuli in the masked phase. In essence it is the same experiment as the masked experiment but without masking (and fewer trials).

In this simulation we estimated the effect size as computed by Cohen's  $d$  for standardized difference score (because the analysis is within participant) for different samples of conscious trials. We manipulate the number of conscious trials that are mixed in the masked phase and compute the effect size. Let's describe the simulation for the hypothesis that participants are aware of one trial. First, we shuffle the labels of the conditions *future* and *control* for all the trials in the masked part (this is shuffled data). This disconnects the relation between the reaction times recorded and labels of the conditions and is in line with the null hypothesis. Then we randomly chose one trial from the supraliminal training. From this trial we took the reaction time and condition and replaced one trial of the same condition in the shuffled data. This simulates the situation where subliminal trials (trials in which the mask rendered the stimuli subliminal) do not contribute to a systematic effect (shuffling the labels). Then we perform the same preprocess procedure and analysis (of effect size). We repeat this process 10,000 times for each possible number of trials (1 to 128). In Fig 2C we present the expected effect size of different number of conscious trials (in blue) and the actual effect size measured (in red). No number of simulated conscious trials yields the effect size measured in the masked phase. While this may seem surprising, in the supraliminal training phase the same participants were only marginally significant faster in the future condition ( $M = 0.57$  seconds,  $SD = 0.11$ ) than in the control condition ( $M = 0.59$  seconds,  $SD = 0.12$ ) ( $t(18) = 1.78$ ,  $p = .092$ ,  $d = 0.42$ ).

To sum up, the analyses support our main hypothesis. Participants predicted a future location of a masked moving probe and successfully used it to improve performance. We described several analyses that reduce the chance of the effect to be driven by conscious trials thus we believe that one can take these findings as evidence for nonconscious prediction induced by dynamic subliminal stimuli. However, we acknowledge that there is a small chance that some trials were in fact supraliminal.

## Experiment 2

One alternative explanation for the results of Experiment 1 holds that they do not reflect predictions, but rather a preference for the line on which the probe moved. This is the case, one might argue, because 75% of the targets (those of the *future* and *past* conditions) appeared on this virtual line. Note that in order to use this bias one would have to maintain at least two points on the route of the movement in the order of their appearance (otherwise one would not know where the "future" location was). Yet, in order to rule out this alternative interpretation empirically, Experiment 2 had only two conditions—future and control—that were equally likely. In the future condition the target appeared in a location that was consistent with the probe's direction of movement (50% of the trials). In the control condition the target appeared in an equidistant location that was inconsistent with the route (perpendicular to it; 50%). Unlike Experiment 1, we used only one of the two possible perpendicular locations, and hence the likelihood of the target appearing on a future location or on a control one was identical.

## Method

**Participants.** Since Experiment 2 is a replication of Experiment 1, we used the same predetermined number of participants. Thirty students (fourteen males;  $M = 24.82$  years,  $SD = 3.54$ ) with intact vision (without glasses or contact lenses) participated in the experiment.

They received either 10 NIS (~\$3) or course credit. Prior to their participation all participants gave an informed consent by signing a written consent form.

**Procedure.** Experiment 2 is identical to Experiment 1 except for the following changes. First, the targets were equally distributed between the *future* and the *control* conditions. Second, we changed the supraliminal training (phase 1), such that the movement was not on the same lines as that in the masked presentation (phase 2). The directions of the masked presentation in Experiment 2 were the same as Experiment 1.

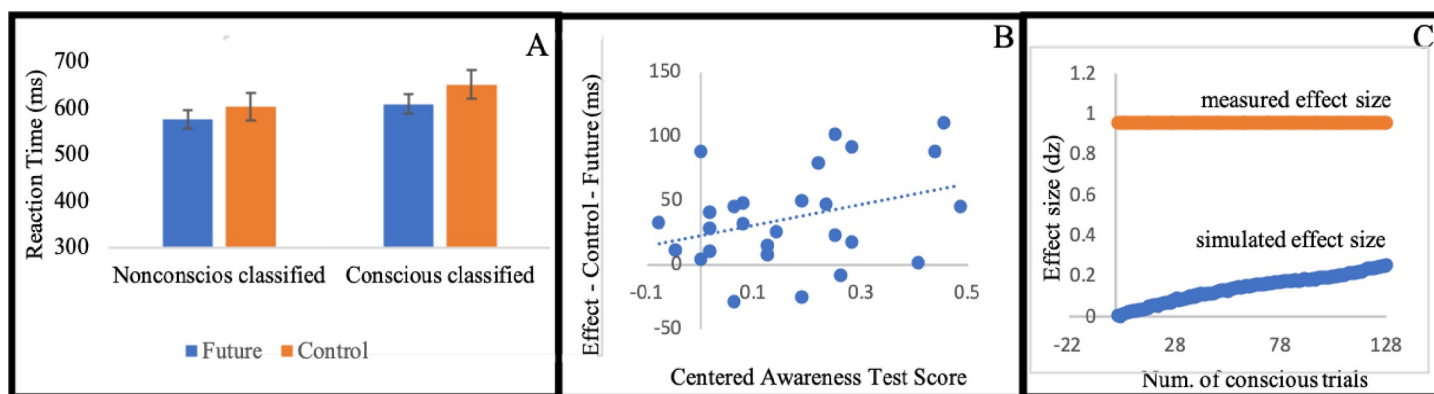
## Results & discussion

**Data preparation.** Exclusion procedures were identical to those of Experiment 1. Two participants did not comply with the instructions of the experiment and a third had faulty recording and so their data were removed from the analyses. Sixteen participants whose awareness test score deviated from chance were classified as conscious, and the rest were classified as nonconscious. These cleaning procedures left us with eleven participants in the main analyses. Errors (1.64%), trials with RTs longer than 5 seconds or shorter than 0.2 second (0%), and trials with RTs that deviated more than 3 standard deviations (1.64%) from the participant's mean were excluded.

**Awareness.** The nonconscious classified group's mean accuracy in the awareness test ( $M = .52$ ,  $SD = 0.05$ ) did not deviate from chance ( $t(10) = 1.22$ ,  $p = .25$ ).

**Main results.** Supporting our hypothesis, participants who were classified as nonconscious were faster in the *future* condition ( $M = 0.57$  seconds,  $SD = 0.08$ ) than in the *control* condition ( $M = 0.60$  seconds,  $SD = 0.06$ ), ( $t(10) = 3.17$ ,  $p = .01$ ,  $d = 0.96$ ), see Fig 3A. No effect on accuracy was found ( $t < 1$ ). These results replicate those of the first experiment, and rule out the alternative interpretation suggested above, according to which the result of Experiment 1 stemmed from induced preference to the line on which the movement occurred.

**Further analyses.** As in Experiment 1, we used Greenwald et al.'s [90] regression analysis to examine the effect (note that this regression includes the sixteen participants who performed better than chance on the awareness test). This regression revealed a significant intercept ( $b_0 = 23.24$ ,  $t(25) = 2.28$ ,  $p = .031$ ; see Experiment 1). The slope turned marginally significant ( $b = 79.83$ ,  $t(25) = 1.78$ ,  $p = 0.086$ ). These results serve as further indication that the effect we report here is non-conscious in nature. For scatter plot see Fig 3B.



**Fig 3.** (A) Mean reaction time for condition (standard error to each side). (B) Each dot represents a participant. The horizontal axis (x-axis) represents the centered Awareness score. The vertical axis is the behavioral effect of the participant. The intercept is the predicted effect for a participant who is unaware of the stimuli. The value of 0.1 on the horizontal axis is the frequentist threshold. (C) The horizontal value (x-axis) represents the number of simulated conscious trials (by sampling from the supraliminal training phase). The vertical axis is the measured effect size. In blue we mark the average effect size for 10,000 iteration for each sample size. The standard error is smaller than 0.01 for each simulated number of conscious trials. In red is the measured effect size of the actual masked part.

<https://doi.org/10.1371/journal.pone.0239839.g003>

In this experiment the correlation between the effect and awareness test score is positive and not far away from significance ( $r(25) = .34$ ,  $p = .086$ ). However, The Bayes factor of the hypothesis that the correlation is not positive is 0.54 and the Bayes factor that the correlation is positive is 1.84. In Bayesian terms it seems that there is not enough data to determine whether Shanks' criticisms apply here. Second, the reliability of the awareness test is 0.874 (considered high for psychological measures).

The influence of increased level of awareness as it is reflected in the awareness score can be examined directly by replicating the analysis on the participants who were classified as conscious. The participants in this group were significantly faster in the future condition ( $M = 0.61$  seconds,  $SD = 0.1$ ) than in the control condition ( $M = 0.65$  seconds,  $SD = 0.12$ ) ( $t(15) = 4.047$ ,  $p = .001$ ,  $d = 0.87$ ). This motivates a comparison of this effect between the participants who were classified as conscious and nonconscious.

We conducted a mixed design with the participants awareness classification (nonconscious classified, conscious classified) as a between-subject condition and experimental condition (control, future) as a within-subject condition. As in both awareness conditions the comparison between control condition and future condition turned significant, the within-subject factor turned significant as well ( $F(1,25) = 23.3$ ,  $p < .001$ , partial eta sq. = 0.482). The between-subject factor did not turn significant ( $F(1,25) = 1.137$ ,  $p = .36$ , partial eta sq. = 0.043). Interestingly the interaction did not turn significant as well ( $F < 1$ ). While it is not possible to draw conclusions from not getting a significant result, if one believes that consciousness drives this effect, one may expect to see an interaction between level of awareness and the difference between reaction time to future and control conditions. Thus, it does not appear that awareness of the stimuli is the major reason driving the effect for the group of participants classified as nonconscious. However, this analysis should be interpreted cautiously as participants were not randomly assigned to the two awareness levels.

Following the same simulation procedures described in Experiment 1, we examine the possible influence of conscious trials in the masked phase by simulating the effect size that would have been measured if conscious trials were mixed with subliminal trials (that do not contribute to a systematic effect). The simulation suggests that conscious trials are not likely to account for the effect measured in the masked phase (Fig 3C). In the supraliminal training phase participants were not significantly faster in the future condition ( $M = 0.55$  seconds,  $SD = 0.07$ ) than in the control condition ( $M = 0.56$  seconds,  $SD = 0.07$ ) ( $t(10) = 0.96$ ,  $p = .36$ ,  $d = 0.29$ ). Which explains why the simulation suggested that conscious trials are not driving the effect measured in the masked phase.

### Experiment 3

Experiments 1 and 2 examined predictions that are based on the direction of movement. The literature in representational momentum documented speed-based predictions in addition to direction-based ones [14, 127, 128]. In Experiment 3 we examine the use of speed of movement in generating active predictions. The masked probes moved on a straight route, following the same spatial patterns of Experiments 1 and 2. However, in contrast to Experiments 1 and 2, half of the probes moved fast, and the other half moved more slowly. The conscious target appeared in a location that was always consistent with the route. Yet, it was either consistent with the speed or inconsistent with it. We hypothesized that performance in consistent trials would be better than that in inconsistent ones.

## Method

**Participants.** Given that the number of participants being excluded from the main analysis increased in Experiment 2 in comparison to Experiment 1 we increased the sample size of Experiment 3. Fifty students (sixteen males;  $M = 24.23$  years,  $SD = 3.34$ ) with intact vision (without glasses or contact lenses) participated in the experiment. They received either 15 NIS (~\$4) or course credit. Prior to their participation all participants gave an informed consent by signing a written consent form.

**Procedure.** As in Experiments 1 and 2, the probe moved on a straight line, starting its movement from a point around the fixation, was masked for 950 milliseconds, and ended its movement at fixation. The fast probe moved at a speed of  $3.78^\circ$  per second, and the slow probe moved at  $1.26^\circ$  per second. 250 milliseconds after the movement ended, a supraliminal target appeared. The target appeared in a location that was either consistent with the probe's speed or inconsistent with it. Consistent trials were either slow probes followed by targets close to fixation ( $0.76^\circ$ ) or fast probes followed by targets further away from fixation ( $2.37^\circ$ ). The masked presentation (phase 2) consisted of 128 trials. 75% of the targets were consistent with the probe's speed and 25% were inconsistent. Importantly, as half of the probes were fast, and half were slow, the same number of targets appeared in both locations. Thus, even though location and speed are confounded they are not biasing any specific location and do not provide a confounding explanation that avoids the extraction of the speed of the masked stimuli.

## Results & discussion

**Data preparation.** Exclusion procedures were identical to those in Experiments 1 and 2. One participant didn't comply with the instructions (he took his head off the stereoscope), and two participants had faulty recording, and so their data were removed from the analyses. No participant had accuracy level below 90%. Nineteen participants whose awareness test score deviated from chance were classified as conscious, and the rest were classified as nonconscious. These cleaning procedures left us with twenty-eight participants for the main analyses. Errors (3.43%) and trials with RTs longer than 5 seconds or shorter than 0.2 second (0.22%) were excluded from the analyses. Then, trials with RTs that deviated more than 3 standard deviations from each participant's mean were excluded (1.9%).

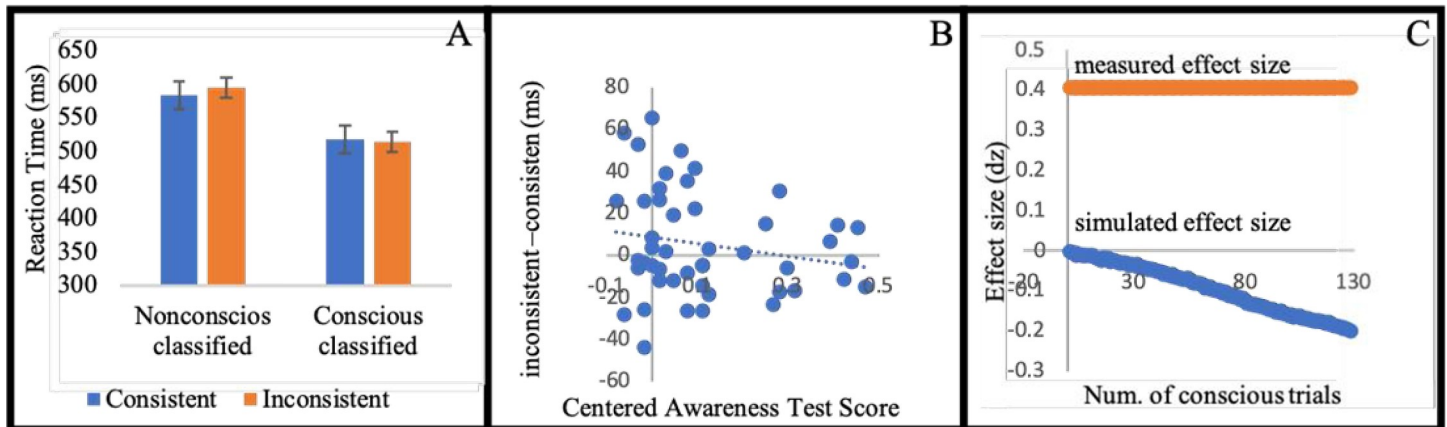
**Awareness.** The nonconscious classified group's mean accuracy in the awareness test ( $M = .51$  seconds,  $SD = 0.05$ ) did not significantly deviate from chance, ( $t(27) = 1.37$ ,  $p = .18$ ).

**Main results.** Supporting our hypothesis, participants who were classified as nonconscious were faster in the consistent ( $M = 0.58$  seconds,  $SD = 0.1$ ) than in the inconsistent condition ( $M = 0.59$  seconds,  $SD = 0.11$ ) ( $t(27) = 2.15$ ,  $p = .041$ ,  $d = 0.4$ ). No effect on accuracy was found ( $t < 1$ ). These results, then, suggest that active predictions can be based on speed of movement, and not only on direction of movement. See Fig 4A.

**Further analyses.** As in the previous experiments, we conducted the regression analysis inspired by Greenwald et al. [90], including the nineteen participants who did better than chance on the awareness test, and the intercept was marginally significant ( $b_0 = 8.79$ ,  $t(45) = 1.917$ ,  $p < .064$ ). The slope did not turn out significant ( $b = -30.31$ ,  $t(45) = 1.29$ ,  $p = .2$ ). See Fig 4B.

Next, we turn to testing the necessary conditions for Shank's criticism and the criticism regarding the overestimation of the intercept. First, in this experiment the correlation between the effect and awareness test score is negative but not significant ( $r(45) = -.19$ ,  $p = .262$ ). However, The Bayes factor of the hypothesis that the correlation is not positive is 11.78 (Bayes factor above 3 is considered as strong evidence). This is enough to reject both criticisms. Second, the reliability of the awareness test (alpha Cronbach) is 0.864 (considered high for psychological measures).





**Fig 4.** (A) Mean reaction time for condition (standard error to each side). (B) Each dot represents a participant. The horizontal axis (x-axis) represents the centered Awareness score. The vertical axis is the behavioral effect of the participant. The intercept is the predicted effect for a participant who is unaware of the stimuli. The value of 0.1 on the horizontal axis is the frequentist threshold. (C) The horizontal value (x-axis) represents the number of simulated conscious trials (by sampling from the supraliminal training phase). The vertical axis is the measured effect size. In blue we mark the average effect size for 10,000 iteration for each sample size. The standard error is smaller than 0.01 for each simulated number of conscious trials. In red is the measured effect size of the actual masked part.

<https://doi.org/10.1371/journal.pone.0239839.g004>

The influence of increased level of awareness as it is reflected in the awareness score can be examined directly by replicating the analysis on the participants who were classified as conscious. The participants in this group were not significantly faster in the consistent condition ( $M = 0.52$  seconds,  $SD = 0.1$ ) than in the inconsistent condition ( $M = 0.51$  seconds,  $SD = 0.11$ ). In fact, they demonstrated the opposite pattern, however, it was not significant ( $t(18) = 1.2$ ,  $p = .246$ ,  $d = 0.26$ ). While not getting a significant effect, is not evidence for the lack of the effect, it weakens the claim the conscious trials are the driving factor of this effect.

We conducted a mixed design with the participants awareness classification (nonconscious, conscious) as a between-subject condition and experimental condition (consistent, inconsistent) as a within-subject condition. The within-subject factor did not turn significant ( $F(1,45) = 1.078$ ,  $p = .305$ , partial  $\eta^2 = 0.023$ ). The between-subject factor turned significant ( $F(1,45) = 7.55$ ,  $p = .033$ , partial  $\eta^2 = 0.144$ ), suggesting that participants classified as conscious were faster than participants classified as nonconscious. The interaction turned significant as well ( $F(1,45) = 7.55$ ,  $p = 0.009$ , partial  $\eta^2 = 0.097$ ). If one believes that conscious trials are responsible for the effect, one would expect to get a significant effect in the conscious classified condition. However, effect was not found for participants classified as conscious. In addition, the interaction was found significant, suggesting that for participants classified as nonconscious, there is a higher difference between inconsistent and consistent conditions, compared with participants classified as conscious. This finding weakens the claim that the main effect is stemming from several conscious trials in the data of participants classified as nonconscious. As mentioned before, this analysis should be interpreted cautiously as participants were not randomly assigned to the two awareness levels.

As in previous experiments, we control for the possible influence of conscious trials in the masked phase by simulating the effect size that would have been measured if conscious trials were mixed with subliminal trials (that do not contribute to a systematic effect). The simulation suggests that conscious trials are not likely to account for the effect measured in the masked phase (Fig 4C). In the supraliminal phase participants were not significantly faster in the future condition ( $M = 0.56$  seconds,  $SD = 0.1$ ) than in the control condition ( $M = 0.55$  seconds,  $SD = 0.1$ ) ( $t(27) = 1.45$ ,  $p = .156$ ,  $d = -0.28$ ). In fact, the average indicated the opposite direction (as also reflected in Fig 4C). As noted, it is problematic to rely on significant



interaction between the awareness levels and experimental conditions because participants are not randomly assigned to the two levels of awareness. However, it hints that the difference between the consistent and inconsistent conditions is different for high and low awareness conditions. In addition, the difference between consistent and inconsistent conditions did not turn significant for conscious-classified. Thus, it is possible that the non-significant opposite-effect obtained in the conscious-classified emanates from statistical noise. This non-significant opposite effect will explain why the simulated effect size is diverting from the actual effect size.

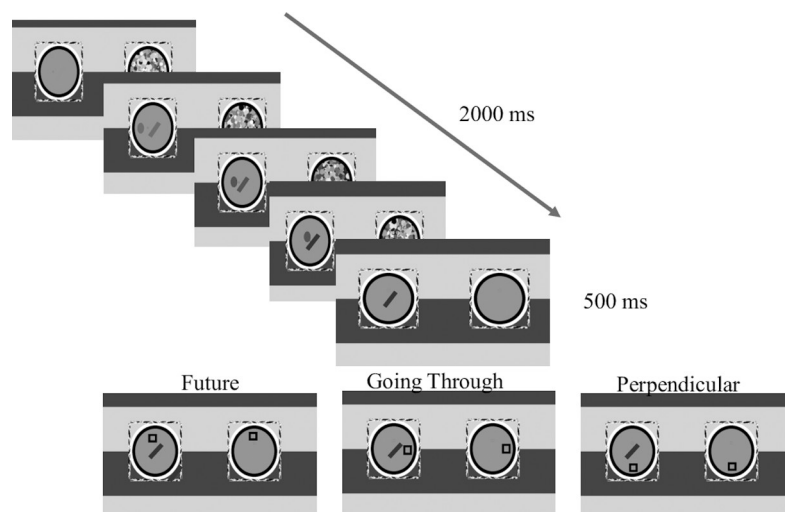
## Experiment 4

Experiment 4 significantly raises the bar in our examination of active predictions induced by masked motion stimuli. In all previous experiments the object moved on a line, and the supraliminal target appeared on that line. In Experiment 4 we presented a masked moving ball that then hit a masked obstacle (and then disappeared; see Fig 5). The prediction in this case should take bouncing into account: It should not be on the line of the movement but rather on the path created by the bounce. To generate such predictions, one needs to extract and use not only the direction and speed of movement (as examined in Experiments 1–3), but also the angle at which the object hits the obstacle. Furthermore, correct predictions require modulation of the motion's direction and speed and using a deflection model.

## Method

**Participants.** Given the prolonged masking interval we increased the sample size. Sixty students (thirty-five males;  $M = 23.52$  years,  $SD = 1.87$ ) with intact vision (without glasses or contact lenses) participated in the experiment. They received either 15 NIS (~\$4) or course credit. Prior to their participation all participants gave an informed consent by signing a written consent form.

**Procedure.** *Training.* Experiment 4 shared the motion paths of Experiment 1. Because we introduced an obstacle condition, we made minor changes to the supraliminal training phase.



**Fig 5. Description of the different conditions.** The prime is masked and it moves on a straight route. In the *future* condition the target appears perpendicular to the ball's motion in the location consistent with bouncing from the obstacle. In the *Perpendicular* condition the target appears perpendicular to the linear motion (but on the other side of the future condition). In the *Going through* condition the target appears in continuation of the linear motion, as if it had gone through the obstacle.

<https://doi.org/10.1371/journal.pone.0239839.g005>

These included: (i) 12 trials in which participants saw a moving “ball” that then collided with an obstacle and bounced from it. 500 milliseconds after the collision the ball disappeared and participants were asked to perform a simple classification task in this location. Because we added this stage, we shortened the supraliminal training (the one we used in the previous experiments) to 16 trials. In these 16 trials the ball disappeared after colliding with the obstacle, and the conscious target appeared in a location that was either consistent or inconsistent with the movement. Again, participants were asked to perform the same discrimination task of indicating whether the conscious target is square shaped or rhombus shaped.

Given the need for modulation of the linear predictions that were introduced in Experiment 1 and Experiment 2 : we increased motion duration to 2 seconds, the collision lasted 200 milliseconds and was followed by 500 milliseconds delay between the end of the collision and the appearance of the target (the ball does not start the deflection motion when masked). Because of this increase in the experiment’s duration we decreased the number of trials to 96. Lastly, the mask consisted of full circles in different shades, and the probe was a full circle too. See Fig 5.

In the test blocks, each trial began with masked linear motion (see Experiments 1 and 2). An obstacle—a bar oriented 45° relative to the probe’s route—was masked as well. In this configuration, a moving ball would have bounced perpendicularly to its original direction of movement. This experiment had two conditions. In the *future* condition the target appeared in a location that was consistent with bouncing (66.66% of the trials). We had two types of control trials. In the first type, *Perpendicular condition*, (16.66% of the trials), the target appeared in a location that was perpendicular to the probe’s route, but in the inconsistent location. In the second type, *Going Through condition*, the target appeared in a location that was consistent with the probe’s direction of movement—as if it went through the obstacle (16.66%). As the directions were fully counterbalanced, the targets were equally likely to appear in all of the possible locations. We used the two conditions because we wanted to explore potential differences between them: Although both locations are inconsistent with the movement itself, the latter might be more accessible because it is on the route of movement. Our main hypothesis is that participants would be faster in the future condition in comparison to the control trials. To clarify, there are four possible obstacles: “-”, “\”, “|” and “/”. However, there are eight possible directions of movement. Each obstacle can be coupled with two possible moving probes. For example, the “\”-obstacle may appear with motion “->”-motion direction or “<-”-motion-direction. So, in fact the obstacle orientation does not cue a specific location.

## Results & discussion

**Data preparation.** Exclusion criteria were identical to those in Experiments 1–3. Excluded from analyses were one participant who took his head out of the binoculars and one participant whose accuracy was below 90%. Thirty-one participants whose awareness test score deviated from chance were classified as conscious, and the rest were classified as nonconscious. One participant had lower than 90% accuracy and higher than chance performance. Errors (2.4%) and trials with RTs longer than 5 seconds or shorter than 0.2 second were excluded from the analyses (less than 0.1%). Then, trials with RTs that deviated more than 3 standard deviations from each participant’s mean were excluded (1.8%).

**Awareness.** The nonconscious classified group’s mean accuracy in the awareness test ( $M = .52$ ,  $SD = 0.06$ ) did not significantly deviate from chance, ( $t(27) = 1.90$ ,  $p = .07$ ).

**Main results.** As there were no significant differences between the two control conditions ( $t < 1$ ) we combined them. Supporting our hypothesis, a within-subject contrast showed that participants who were classified as nonconscious were faster in the future condition ( $M = 0.6$

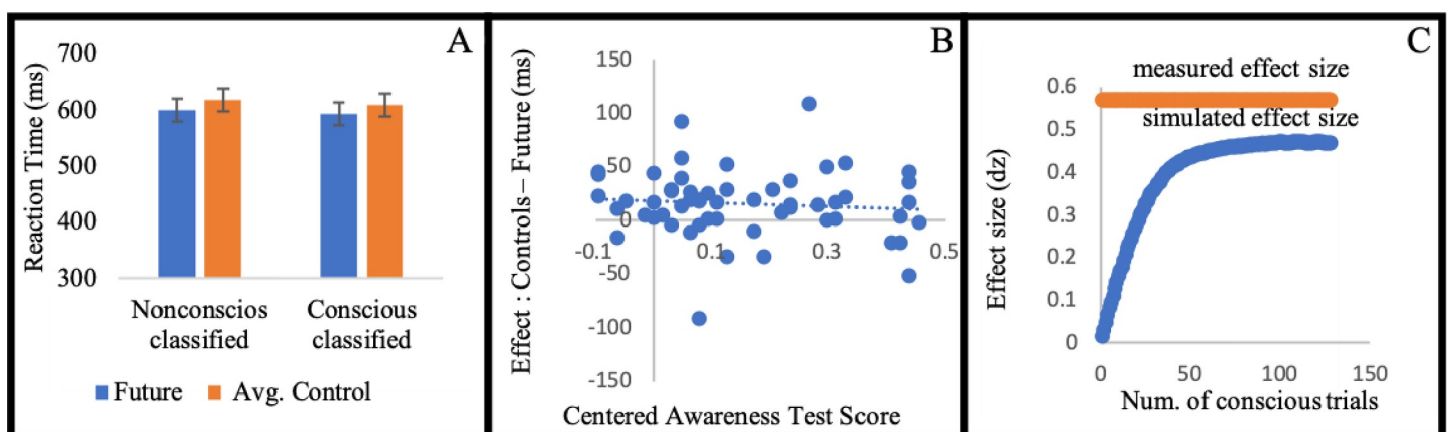
seconds,  $SD = 0.1$ ) in comparison the average of the two types of control conditions (Type 1 control trials  $M = 0.62$  seconds,  $SD = 0.12$ , and Type 2  $M = 0.61$  seconds,  $SD = 0.12$ ), ( $t(27) = 2.90$ ,  $p = .007$ ,  $d = 0.57$ ). See Fig 6A.

**Further analyses.** As in previous experiments—we also conducted the regression analysis [90]. As in previous analyses the independent variable was the awareness level in the awareness test. The dependent variable was the subtraction of the mean RTs in the future condition from the mean RTs in the control conditions. This analysis revealed a significant intercept ( $b_0 = 18.50$ ,  $t(55) = 3.195$ ,  $p = .002$ ). The slope did not turn significant ( $b = -18.37$ ,  $t(55) = 0.7$ ,  $p = 0.49$ ). See Fig 6B.

We turn to testing the necessary conditions for Shank's criticisms and the criticism regarding the overestimation of the intercept. First, in this experiment the correlation between the effect and awareness test score is negative but not significant ( $r(55) = -.09$ ,  $p = .49$ ). However, The Bayes factor of the hypothesis that the correlation is not positive is 10.58 (Bayes factor above 3 is considered as strong evidence). This is enough to reject both criticisms. Second, the reliability of the awareness test is 0.874 (considered high for psychological measures).

The influence of increased level of awareness as it is reflected in the awareness score can be examined directly by replicating the analysis on the participants who were classified as conscious. The participants in this group were significantly faster in the future condition ( $M = 0.59$  seconds,  $SD = 0.09$ ) than in the control condition ( $M = 0.6$  seconds,  $SD = 0.1$ ) ( $t(28) = 2.43$ ,  $p = .022$ ,  $d = 0.46$ ). Due to the fact that the participants that were classified as conscious showed a similar pattern as the participants that were classified as nonconscious we turned to compare the effect between the two groups. If one believes that the effect obtained for the participants that were classified as nonconscious is due to conscious trials, one would expect to obtain a larger effect in the group that was classified as conscious.

We conducted a mixed design with the participants awareness classification (nonconscious, conscious) as a between-subject condition and experimental condition (average control, future) as a within-subject condition. As in both awareness conditions the comparison between control condition and future condition turned significant, the within-subject factor turned significant as well ( $F(1,55) = 14.16$ ,  $p < .001$ , partial  $\eta^2 = 0.205$ ). The between-subject factor did not turn significant ( $F < 1$ ). Interestingly the interaction did not turn significant



**Fig 6.** (A) Mean reaction time for condition (standard error to each side). (B) Each dot represents a participant. The horizontal axis (x-axis) represents the centered Awareness score. The vertical axis is the behavioral effect of the participant. The intercept is the predicted effect for a participant who is unaware of the stimuli. The value of 0.1 on the horizontal axis is the frequentist threshold. (C) The horizontal value (x-axis) represents the number of simulated conscious trials (by sampling from the supraliminal training phase). The vertical axis is the measured effect size. In blue we mark the average effect size for 10,000 iteration for each sample size. The standard error is smaller than 0.01 for each simulated number of conscious trials. In red is the measured effect size of the actual masked part.

<https://doi.org/10.1371/journal.pone.0239839.g006>

either ( $F < 1$ ). While it is not possible to make conclusions of a lack of interaction, if one believes that consciousness drives this effect, one may expect to see an interaction between level of awareness and the difference between reaction time in future and control conditions. However, this analysis should be interpreted cautiously as participants were not randomly assigned to the two awareness levels.

We control for the possible influence of conscious trials in the masked phase by simulating the effect size that would have been measured if conscious trials were mixed with subliminal trials (that do not contribute to a systematic effect). As in previous experiments the simulation suggests that conscious trials cannot account for the effect measured in the masked phase (Fig 6C). In the supraliminal training phase participants were also significantly faster in the future condition ( $M = 0.59$  seconds,  $SD = 0.1$ ) than in the control condition ( $M = 0.68$  seconds,  $SD = 0.18$ ) ( $t(27) = 2.56$ ,  $p = .017$ ,  $d = 0.49$ ). However, the simulation suggests that the size effect measured in the masked phase is not likely to account for the effect measured in the masked phase.

## Experiment 5

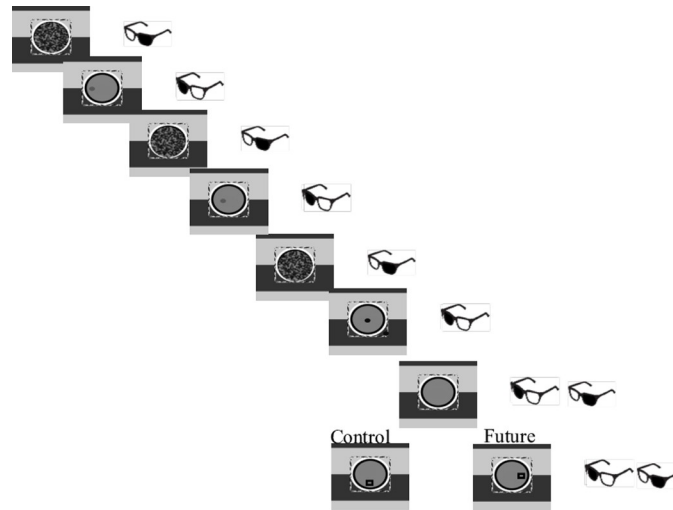
The main objective of Experiments 5 and 6 is to examine active predictions using physiological measures that will not only corroborate the behavioral results but may also be more sensitive. Eye-tracking has been used in the past to demonstrate our brain's ability to predict future positions of moving objects, as well as the role of prediction in human behavior [14, 100, 129–132]. It has been demonstrated that eye movements can uncover non-conscious processing, including information that is masked by CFS [133–136] and backward masking [137]. Thus, we used the methodology used in Experiments 1 and 2, this time tracking participants' eye movements.

## Method

**Participants.** Given the new technology implemented we increased the sample size in comparison to Experiments 1 and 2, as this experiment follows the same design. Forty students (seventeen males;  $M = 26.92$  years,  $SD = 2.23$ ) with intact vision (without glasses or contact lenses) participated in the experiment. They received either 10 NIS (~\$3) or course credit. Prior to their participation all participants gave an informed consent by signing a written consent form.

**Apparatus.** In Experiments 5 and 6 stimuli were presented in 3D monitor (viewing distance = 60 cm) and infra-red emitter (distance = 50 cm). In addition, shutter glasses that communicated with the monitor were used. The monitor was a flat-screen 51cm X 29 cm 3D monitor with a refresh rate of 120 Hz. 1-pixel equal 0.024-degree in the visual field. The monitor alternated between presenting the moving probe and presenting the mask. The shutter glasses' lenses lighten and darken in 60 Hz in synchrony with the monitor, such that one eye is presented with the mask and the other with the moving probe (see Fig 7). Eye movement recordings were recorded from the eye presented with the probe, using an Eyelink 1000 infrared system (SR Research, Ontario, Canada), with a sampling rate of 1000 Hz and a spatial resolution of less than 0.01°. A standard nine-point calibration was performed at the beginning of the experiment. Stimulus presentation was controlled by psychophysics toolbox extension for MATLAB [116].

**Procedure.** The experimental conditions of this experiment were identical to those of Experiment 2. 75% of the targets were in the *future* condition and 25% in the *control* condition. Due to the technical effects of shadowing in the 3d monitor (the alternation of the screen was not perfect. Some "residue" of the image presented in one frame appeared together with the alternate image presented in the next frame), we needed to change the visual features of the probe and mask, both of which were filled (and not empty as in Experiments 1–3). The period of time between the disappearance of the masked probe and appearance of the conscious target was 260 milliseconds. See Fig 7.



**Fig 7. Description of the different conditions.** The prime is masked and it moves on a straight route. The target is presented to both eyes; thus, it is consciously perceived. In the *future* condition the target appeared in an expected location on the route. In the *control* condition the target appeared in a perpendicular location to the route. All locations were equidistant from the last location of the prime.

<https://doi.org/10.1371/journal.pone.0239839.g007>

## Results & discussion

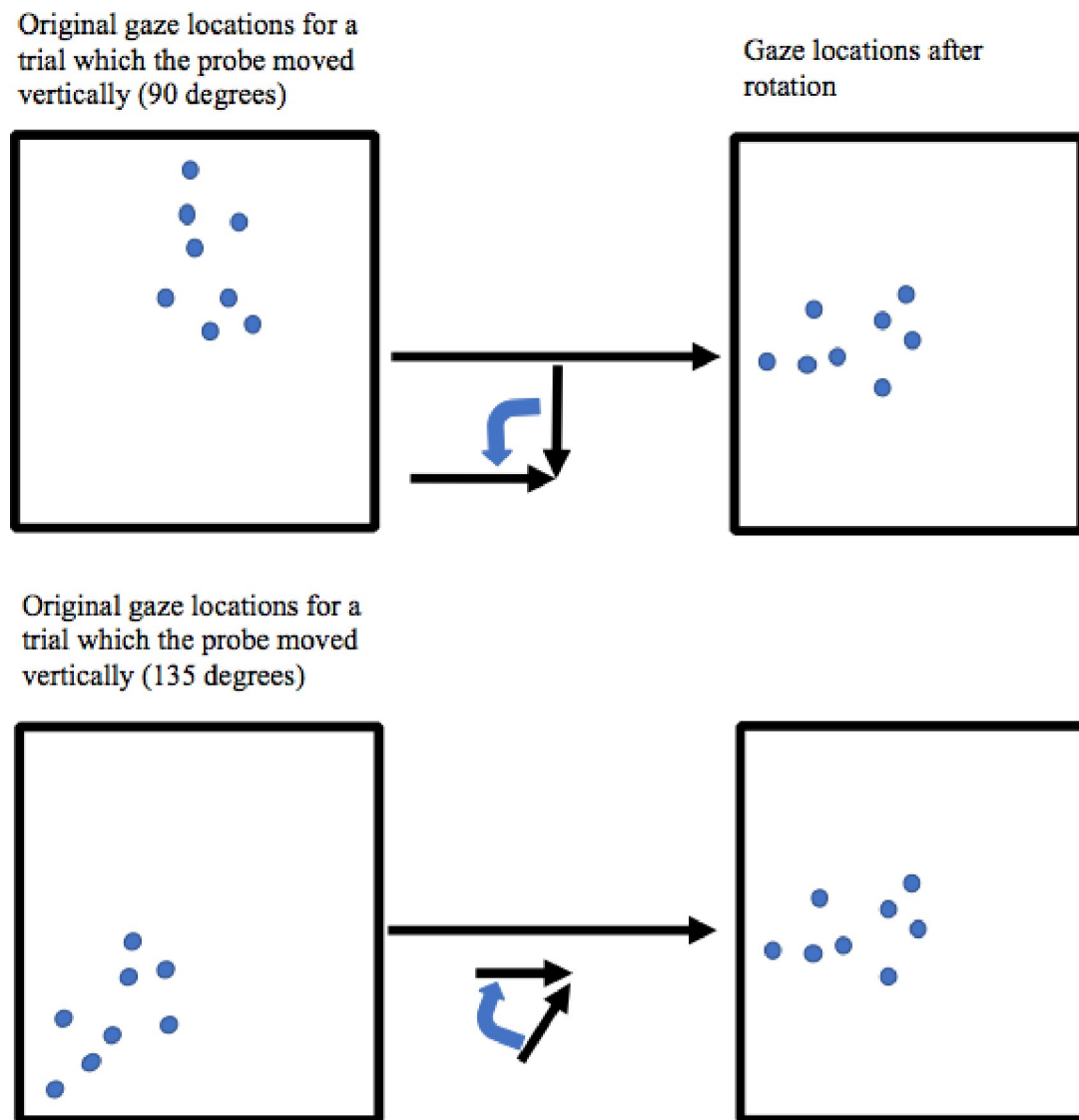
**Data preparation.** Tracking the eyes while wearing shuttering glasses introduced some technical challenges. Eight participants were removed from the analysis as the eye-tracker lost tracking during the experiment (this was later solved by monitoring the eye-tracking during the experiment for each participant). Exclusion procedures were identical to those of Experiments 1–4. Twelve participants whose scores in the awareness test (phase 3) deviated from chance were classified as conscious, and the rest were classified as nonconscious. Two participants whose accuracy was below 90% in the masked presentation (phase 2) were excluded from the analyses too. After the exclusion of participants, erroneous trials (i.e., trials in which participants made mistakes in the classification task) were excluded from the analyses (2.5%), as were trials with reaction times (RTs) longer than 5 seconds or shorter than 0.2 seconds (less than 0.5%), and likewise trials with RTs that deviated more than 3 standard deviations from each participant’s mean (1.8%).

**Preprocess of eye-tracking data.** We conducted three pre-processing procedures. First, we eliminated epochs with blinks. Blinks were defined as intervals of 50 ms or less in which the gaze exited the screen.

Second, for ease of analysis and interpretation, we performed a rotation of the eye-tracking data. The motion of the probes was in one of eight different directions, the rotations aligned all movements as if from left to right. For example, recordings from trials in which the probe moved from the top of the screen to the center (forming a 90-degree angle with the horizontal axis) were rotated 90 degrees to the left around the fixation point which is “origin” (see Fig 8). Third, because we wanted to be cautious about possible asynchronies between the eye-tracking and experimental computer, we eliminated the first and last 25 data points of the movement and of the interval between movement and target (the pattern of results remains similar with no such precautions).

**Awareness.** The nonconscious classified group’s mean accuracy in the awareness test ( $M = .50$ ,  $SD = 0.04$ ) did not deviate from chance ( $t(17) = 0.33$ ,  $p = .74$ ).

**Main results.** For the participants who were classified as nonconscious we found a positive correlation between the time when the probe disappeared and the distance of the



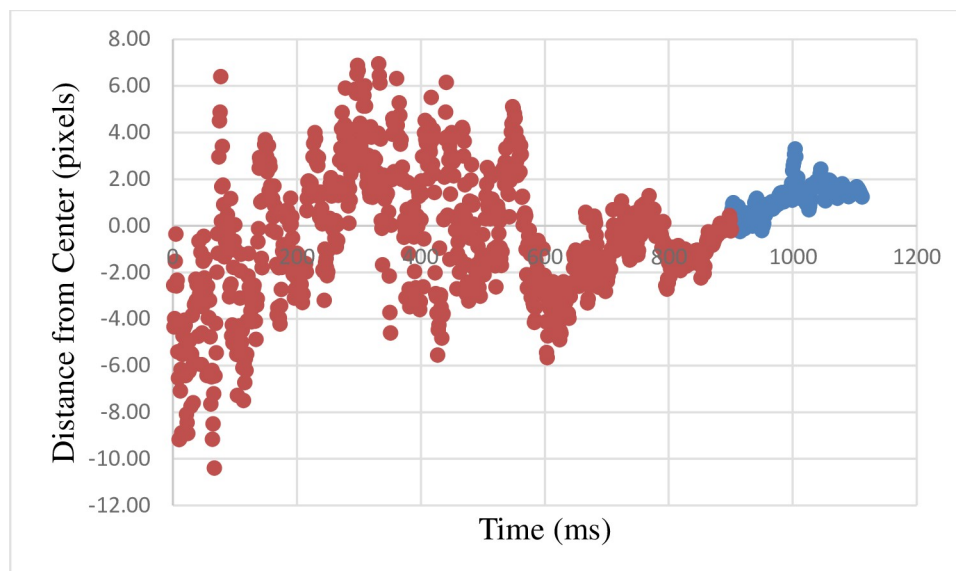
**Fig 8. Two examples of data rotation.** Original data on the left, and rotated data on the right.

<https://doi.org/10.1371/journal.pone.0239839.g008>

gaze from the center ( $r(209) = 0.65$ ,  $p < .001$ ). This correlation shows that the gaze is moving away from the fixation in the direction inferred from the motion. See Fig 9 and S3 Appendix (shows a version of Fig 9 with error bars). For the correlations in the different directions see S5 Appendix. Importantly, in five directions the results turned out positive and significant as well. In one direction it was negative and marginally significant (see S5 Appendix).

**Further analyses.** The results suggest that 600 ms after the beginning of the motion, the eyes track the masked probe. This is indicated by positive correlation between the distance of the gaze from the center, and time between 600 ms and the rest of the masked presentation ( $r(299) = 0.57$ ,  $p < .001$ ). As the choice of the 600 ms time was obtained only after obtaining this result it is of most importance to replicate it. However, if replicated, it demonstrates the importance of eye-tracking in masked methodology, as it seems to be, at least in this case, more sensitive than behavioral variables.

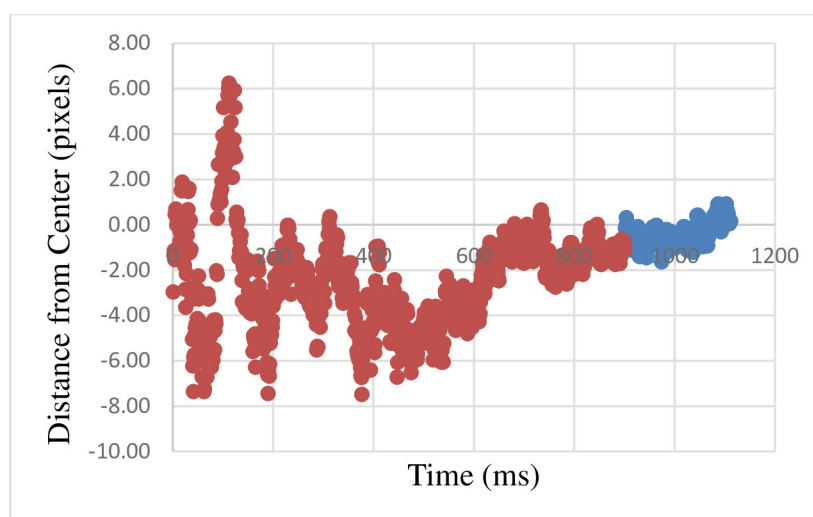




**Fig 9.** The graph describes, for each time point, the mean distance of the gaze from the center of the screen (which is also the final point of masked probe). Each point is the average across all participants and all trials. Red marks the average gaze during the masked probe presentation. Blue marks the average gaze during the delay period—between the offset of the masked probe and the onset of the conscious target. 1-pixel equals 0.024-degree in the visual field.

<https://doi.org/10.1371/journal.pone.0239839.g009>

The Behavioral results did not support our hypothesis, as participants were not significantly faster in the future condition ( $M = 0.55$ , seconds,  $SD = 0.12$ ) than in the control condition ( $M = 0.55$  seconds,  $SD = 0.11$ ), ( $t(17) = 0.142$ ,  $p = .89$ ). Greenwald et al.'s (1995) regression did not reveal a significant intercept ( $b_0 = 0.99$ ,  $t(28) = 0.21$ ,  $p = .83$ ). As the behavioral results from the non-conscious participants were not significant, nor was the intercept, we will not



**Fig 10.** The graph describes, for each time point, the mean distance of the gaze from the center of the screen (which is also the final point of the masked probe). Each point is the average across all participants and all trials. Red marks the average gaze during the masked probe presentation. Blue marks the average gaze during the delay period—between the offset of the masked probe and the onset of the conscious target. 1-pixel equals 0.024-degree in the visual field.

<https://doi.org/10.1371/journal.pone.0239839.g010>

report here the results of the Bayesian correlation and awareness test reliability. The graphs and scatter plot for this experiment displayed in [S4 Appendix](#).

The slope did not turn out significant either ( $b = -5.3$ ,  $t(28) = 0.206$ ,  $p = 0.84$ ). In the supra-liminal training phase participants were not significantly faster in the future condition ( $M = 0.53$  seconds,  $SD = 0.08$ ) than in the control condition ( $M = 0.54$ , seconds,  $SD = 0.1$ ) ( $t(17) = 1.03$ ,  $p = .316$ ,  $d = 0.24$ ).

To summarize, while the behavioral effect was not replicated, a reliable eye-tracking effect was measured. As described, in order to take eye-tracking measurement during CFS we are using a new technology, namely, an alternating screen which is originally used for 3D movies. However, in contrast to 3D movies the visual stimuli to each of the eyes are very different. This causes a residue of the mask on the screen while the masked probe is presenting. This noise may load attention and hinder the behavioral effect.

## Experiment 6

In an attempt to replicate the behavioral and the eye-tracking effects while dealing with the residue of the mask we replicated the previous experiment with increased maximal contrast of the probe.

## Method

**Participants.** Given the difficulty to estimate the number of participants that will be included in the final experiment we decided to stop after 35 participants that are masked and have accuracy performance above 90%. Seventy-seven (thirty-four males;  $M = 25.43$  years,  $SD = 3.56$ ) with intact vision (without glasses or contact lenses) participated in the experiment. They received either 10 NIS (~\$3) or course credit. Prior to their participation all participants gave an informed consent by signing a written consent form.

**Procedure.** The procedure was identical to that of the previous experiment, except that the maximum contrast was increased to 85%.

## Results & discussion

**Data preparation.** We followed the preprocessing procedures from previous experiment. These include exclusions of participants and trials: Forty participants whose scores in the awareness test (phase 3) deviated from chance were classified as conscious, and the rest were classified as nonconscious. One participant with faulty eye-tracking was removed for the analysis. The participant with faulty recording was eligible for behavioral analysis but was excluded due to the loss of eye-tracking data. Two participants whose accuracy was below 90% in the masked presentation (phase 2) were excluded from the analyses. After the exclusion of participants, erroneous trials (i.e., trials in which participants made mistakes in the classification task) were excluded from the analyses (3.5%), as were trials with reaction times (RTs) longer than 5 seconds or shorter than 0.2 seconds (less than 0.5%), and likewise trials with RTs that deviated more than 3 standard deviations from each participant's mean (1.5%).

**Awareness.** The nonconscious classified group's mean accuracy in the awareness test ( $M = .5$ ,  $SD = 0.07$ ) did not deviate from chance ( $t(33) = 0.32$ ,  $p = .75$ ).

**Main results.** As expected for the participants who were classified as nonconscious we found a positive correlation between the time when the probe disappeared and the distance of the gaze from the center ( $r(209) = 0.57$ ,  $p < .001$ ). This correlation shows that the gaze is moving away from the fixation in the direction inferred from the motion. See [Fig 10](#) and [S3 Appendix](#). For the correlations in the different directions see [S5 Appendix](#). Importantly, in five directions the results turned out positive and significant as well. In three directions the correlation turned

out negative and significant (see [S5 Appendix](#)). The negative correlations suggest that there might be another effect taking place in addition to gaze motion in the direction inferred motion. For example, it is possible that for some directions (some) participants are moving their eyes back to the fixation point during the delay. This will generate a negative correlation as, in this case, the distance of the gaze from fixation point will get smaller in time. Importantly, as the experiments are fully counterbalanced (and symmetric in terms of the directions), the aggregated results support the claim of gaze-motion in the direction of the inferred motion.

**Further analyses.** We replicated the correlation between the time and probe distance in the interval that starts 600 ms after the onset of the prime until the end of the presentation ( $r(299) = 0.24$ ,  $p < 0.001$ ). This supports the hypothesis of active prediction of masked stimuli as well the fact that in some cases eye-tracking indicates cognitive processes that reaction times do not necessarily indicate.

The behavioral results did not support our hypothesis, as participants were not significantly faster in the future condition ( $M = 0.61$  seconds,  $SD = 0.08$ ) than in the control condition ( $M = 0.62$  seconds,  $SD = 0.07$ ), ( $t(33) = 0.88$ ,  $p = 0.39$ ). Greenwald et al.'s (1995) regression did not reveal a significant intercept ( $b_0 = 3.01$ ,  $t(69) = 0.9$ ,  $p = 0.34$ ). As the behavioral results from the non-conscious participants were not significant, nor was the intercept, we will not report here the results of the Bayesian correlation and awareness test reliability. The scatter plot for this experiment displayed in [S2 Appendix](#).

The slope did not turn significant either ( $b = 14.47$ ,  $t(69) = 0.99$ ,  $p = 0.33$ ). In the supraliminal training phase participants were significantly faster in the future condition ( $M = 0.59$  seconds,  $SD = 0.09$ ) than in the control condition ( $M = 0.62$  seconds,  $SD = 0.12$ ) ( $t(33) = 2.91$ ,  $p = .006$ ,  $d = 0.5$ ).

One possible reason for the failure of the behavioral effect in Experiments 5 and 6 has to do with the distance between the participants and the screen, which was doubled in Experiments 5 and 6 (60 cm vs. 30 cm) in order to enable good eye tracking signal. This change results in smaller visual angle of the stimuli and stimuli movement, and shorter visual angle between the probe and the target, which may yield smaller effects. Our results may then suggest that in some cases eye-tracking is a more sensitive measure of non-conscious processes and may be used to shed light on the mechanism of prediction that are not accessed by merely measuring reaction times.

## Aggregated analyses

A conservative test for non-conscious processing is taking a threshold of 0.5 (chance level) for classifying participants according to the awareness test. While this threshold gives a high degree of confidence that the effect measured (if significant) is non-conscious, it has a big caveat of excluding a big portion of the participants. Thus, we used this threshold on the aggregated data from Experiments 1–6 ( $N = 71$ ). We conducted a mixed design with the experiment as a between-subject condition and experimental condition (control condition in comparison to future condition). The within-subject condition turned out significant ( $F(1,65) = 26.722$ ,  $p < .001$ ), giving strong evidence that the effect of active prediction under masked condition. In addition, the interaction turned out significant as well ( $F(1,5) = 6.823$ ,  $p < .001$ ), suggesting the differences between Experiments 5 and 6 and Experiments 1–4 attenuated the behavioral effect. Experiments 5 and 6 have a different setup than Experiments 1–4 as instead of mirror stereoscope they make use of shutter-glasses. In addition, from a perceptual perspective they also differ in the mask they use. The masks in Experiments 5 and 6 consist of filled circles. It is possible that this attribute may capture awareness more than the empty ones in Experiment 1 to 4.

We also conducted Greenwald regression for the collapsed data from Experiments 1–6, for participants whose accuracy in the conscious target classification was above 90% in the masked presentation part ( $N = 258$ ). The intercept turned out significant ( $t(257) = 5.725$ ,  $p < .001$ ).

## General discussion

Six experiments demonstrated that humans generate active predictions from masked dynamic events. The first two experiments examined direction-based predictions and the third examined speed-based ones. The fourth experiment required a more complex understanding that involved collision and deflection, and here, too, participants were able to integrate the masked information and to actively generate predictions. The fifth and sixth experiments provided physiological data—in the form of eye movements—that supported the idea of prediction induced by masked dynamical stimuli.

We believe that the different analyses we report support the hypothesis that the stimuli were rendered subliminal, and that partial awareness cannot account for our results. Thus, one can conclude that humans can actively generate predictions even for events that are entirely outside of conscious awareness. However, we acknowledge that analyses that are based on objective awareness tests cannot ensure beyond all doubts that some masked trials were not rendered supraliminal. In this case, if these were treated as subliminal, it would be possible for them to contribute or even drive the measured effects. Let us first discuss the nature and implications of our findings, and then turn to an elaborate discussion of the issue of subliminality.

The stimuli in our experiments consist of a probe moving in a linear line. As the predictions are based on the movement of a probe, they inherently testify to nonconscious temporal-spatial integration. The debate regarding the scope of nonconscious integration is vibrant and new findings and arguments are consistently being introduced [138]. One school of thought suggests that information integration is necessarily conscious (it constitutes consciousness), thereby implying that non-conscious integration is impossible [139–141]. However, recent studies and reviews show that in different domains information is being integrated non-consciously [50, 142, 143] (for a short review see [138]). Our results add support to the idea that humans' nonconscious processes can integrate information along space and time.

Another discussion our experiments are relevant to is the issue of inducing endogenous attention using subliminal stimuli. Gayet, Van der Stigchel and Paffen [68] showed that the subliminal arrow symbol can cue a spatial location congruent with the direction the arrow is pointing at. However, they also showed that this facilitation is dependent on intermixing supraliminal predictive cues of the same type. As acknowledged, it is possible that some participants that are classified as nonconscious are in fact conscious of some masked trials. It is likely that these trials will be mostly congruent (as in most experiments most trials are congruent, and thus predictive). Thus, it is possible, that these few conscious trials are satisfying the condition that Gayet, Van der Stigchel and Paffen [68] outlined for endogenous subliminal attention. However, it is also possible that the stimuli we used (i.e. motion) can facilitate this shift of attention without the need of intermixing conscious trials. Support for this claim we can draw from the work of Rahnev, Huang and Lau [67] demonstrating endogenous attention from nonconscious motion (though not facilitation of shift in spatial attention).

The predictions examined here are based on a specific type of information–movement—and they project only hundreds of milliseconds into one's future. Humans, however, possess a unique ability to predict their distant future and use these predictions to guide present behavior [18]. Previous research has shown that one need not be aware of the fact that she makes these predictions, nor of their content [9, 144]. Yet, the predominant use of conscious stimuli in previous research [10, 145, 146] may suggest that the events on which these predictions are

made must be consciously experienced. The present results suggest that this might not be the case. Rather, we can generate these kinds of predictions even for events that we do not consciously notice in our lives. This intriguing question is left for future investigations.

Our research replicates the finding of Hsieh and Colas [62] regarding activation of past location (Experiment 1). However, there is an apparent discrepancy as their experiment did not facilitate active predictions regarding the future location. This is potentially related to the type of motion used. In their research they did not use continuous moving probes, but rather stationary probes that were displaced in space every 600 milliseconds, potentially creating *apparent motion*. They used this type of motion to test if awareness is necessary for extracting patterns in working memory. Our research focuses on predictions and not necessarily on predictions that require pattern extraction from visual working memory. In addition, Recent research suggests that apparent motion may decrease under load [147]. It may well be the case, then, that apparent motion is also more fragile under subliminal conditions, thus explaining the null results reported by Hsieh and Colas [62]. Further research is needed in order to examine this issue.

There are intimate connections between current research and the literature on the (conscious) representational momentum [13]. The literature on Representational Momentum covers predictions based on motion [114] and also includes deflection from barriers predictions [102, 148]. In these experiments participants misremember the last location of a moving object, “moving” it to a location that it did not get to yet, that is, into its future. However, the movement used in this literature is *always supraliminal*, and thus our experiments shed light on the necessity of consciousness in this literature.

Yet, it is interesting to also note the similarities between our findings and those reported for the conscious momentum effect. The facilitation along the future route (same-direction conditions) in comparison to the control condition (in Experiments 1, 2, 5 and 6) is common to both [95, 149, 150]. The sensitivity to the velocity of the moving probe and its effect on prediction (Experiment 3) has also been documented in both [151, 152].

It has been established that some predictions induced by motion require semantic knowledge, planning, working memory, and attentional control [95, 150, 153–155]. Our methodology opens the door to exploring these and other high-level cognitive functions non-consciously using continuous motion and stimuli that is motion based.

In order to support the claim that the masked presentation induced nonconscious processes we used an awareness-test phase. We use the performance in awareness-test phase in two complementary analyses. The first analysis uses that score to classify nonconscious participants. This method is criticized by Shanks [74] as an invalid one. The criticism is formulated in terms of regression to the mean, the claim is that the actual score of the classified groups is closer to the population mean which means that the classified group is not in fact nonconscious. A crucial point, that is often over-looked, is that this is a problem if and only if partial awareness can induce the behavioral findings. Partial awareness is awareness of features of the masked stimulus as it is being masked. If being partially aware (as many participants clearly do), does not contribute to the measured effect, then, even if the actual awareness score is higher, it will not immediately nullify the results. Therefore, in Experiments 1, 3 and 4 where Bayes factor suggests strong evidence that the correlation between the behavior effect and awareness score is not positive this criticism is not valid.

This leads to the second analysis we implemented. This analysis is inspired by Greenwald et al [90]. It is complementary to the classification-based analysis as it does not rely on classifying participants thus avoid the issue raised by Shanks [74]. The method relays on testing the significance of the intercept in a linear regression where the effect is predicted from the awareness score. It was noted that due to error measurement, in cases where the slope of the linear

regression is positive the intercept will be overestimated, but if negative, it will be underestimated. This means that if the slope of Experiment 1 had reached significance it would have meant that the non-conscious effect is actually higher than the one estimated by the intercept. In addition, and as stated before, in Experiments 1, 3 and 4 Bayes factor indicated strong evidence that the correlation between the behavior effect and awareness score is not positive, suggesting that the correlation between the awareness score and effect size is not likely to bias the intercept. We acknowledge that even high Bayes factors cannot definitively exclude the possibility that there is in fact a positive correlation between awareness score and the effect. Thus, one may still have doubts whether the entire or some of the processes required are indeed nonconscious.

A direct approach to the problem of overestimation of nonconscious effects of Greenwald's regression due to error-in-measurement is described in Goldstein, Sklar and Siegelman [156]. This implements the generative Bayesian modeling approach [157] which already was proved useful for calculating correlation in the presence of measurement error [158]. This was generalized to the analysis of linear regression allowing for following Greenwald's regression analysis while controlling of the influence of measurement error.

Another version of the criticism, is that because the awareness is tested separately from behavior effect, it is possible that the measured effect is a result of a few conscious trials in the subliminal part of the experiment [41]. We acknowledge, that while unlikely, it is still possible that participants that were classified as nonconscious were in fact aware of (a small portion of) trials. In addition, we are aware of the controversy around using objective tests for establishing subliminality (and especially ones that use threshold performance).

While we believe that it is more likely that participants will be partially aware (and not fully aware), and that Greenwald analysis should suffice examine the effect, we offer a new type of analysis that directly deals with this possible criticism. In this analysis we simulate the effect of conscious trials (by sampling them from the supraliminal training phase) and mix them with the reaction times measured in the masked part after shuffling the condition labels (to match the hypothesis that they do not contribute to a systematic effect). In Experiments 1–4 where reaction times indicated non-conscious effect, the simulations strongly suggest that the measured effects in the masked phases are not likely to be a result of a few conscious trials.

In addition, in Experiments 1–3 non-conscious effects were found but conscious effects were not recorded. While in Experiment 6 a conscious effect was found but not a non-conscious one. This cast doubt on the relevance of the criticism that conscious trials mixed in the subliminal part are yielding the effect.

Another approach that theoretically could be used to avoid the concern of conscious trials mixing in the subliminal part implements trial-by-trial awareness measurement. In this methodology after each trial in the masked phase participants are asked to report whether, or to what extent they were conscious of the subliminal stimulus [62, 63, 82, 121, 159]. The advantage of this methodology is that it does not involve inferring the awareness level in the masked phase from a different phase. Thus, it directly assesses the awareness to the relevant trials. While this is a legitimate approach it is fundamentally exposed to the same type of criticism, as it is exposed to measurement errors as any other behavioral measure is.

The root of the criticism on the methodology we chose is error in measurement (or measurement error). It lies at the center of Shank's criticism; the overestimation claims about Greenwald analysis and also the claim that few conscious trials could mix in the masked phase. Error measurement is part of every psychological measurement, including trial-by-trial awareness measurement. Participants can make mistakes in this classification the same as in any other task. The advantage of using awareness test phase is that it allows to estimate the error measurement by calculating the reliability of awareness. In addition, using the phase-



awareness-test allows us to explore the influence of error-in-measurement on the results. For example, in the case of Greenwald analysis, error measurement causes an overestimation in case of positive slope but underestimation in case of negative slope. It is less clear how to count for the influence of error in measurement in trial-by-trial awareness measurement, thus we hold that it is not necessarily a better approach than the one taken for this paper.

The methodology of awareness test phase allows to estimate the reliability of the awareness testing. Indeed, the reliability of the awareness test in our experiments are relatively high (higher than 0.8). However, this comes at a cost of having a large number of participants with scores indicating some level of partial awareness. This is of course not an issue for Greenwald analysis, but it poses a problem when classifying nonconscious participants. The main problem with an “ideal” mask where all participants perform at chance level is that it will be indistinguishable from a situation of participants who are simply not performing the task.

To summarize the methodological aspect of this discussion we would like to acknowledge that the research of non-conscious is currently intertwined with methodological discussions as to the proper ways of manipulating and testing awareness. In this paper we offer a new simulation-based analysis as well as nuanced approach to the different types of analyses and criticisms that are already documented in the literature. We hope that future research will allow to directly estimate non-conscious effects while counting the reliability and error in measurement issues. However, we believe that the empirical research should not halt until all the methodological issues are solved and that the more data are available the better the methodologies will become.

## Supporting information

### **S1 Appendix. Online materials.**

(DOCX)

### **S2 Appendix. Repeated measure analysis with Angle factor.**

(DOCX)

### **S3 Appendix. Eye tracking results with standard errors.**

(DOCX)

### **S4 Appendix. Scatter plots for Experiments 5 and 6.**

(DOCX)

### **S5 Appendix. Correlation between index and gaze distance for each direction.**

(DOCX)

## Author Contributions

**Conceptualization:** Ariel Goldstein, Ido Rivlin, Ran R. Hassin.

**Data curation:** Ariel Goldstein, Ido Rivlin.

**Formal analysis:** Ariel Goldstein, Ido Rivlin, Yoni Pertsov, Ran R. Hassin.

**Funding acquisition:** Ariel Goldstein, Ran R. Hassin.

**Investigation:** Ariel Goldstein.

**Methodology:** Ariel Goldstein, Ido Rivlin, Alon Goldstein, Yoni Pertsov, Ran R. Hassin.

**Project administration:** Ran R. Hassin.

**Visualization:** Ariel Goldstein, Yoni Pertsov.

**Writing – original draft:** Ariel Goldstein, Yoni Pertzov, Ran R. Hassin.

**Writing – review & editing:** Ariel Goldstein.

## References

- DeLucia PR, Mather RD. Motion Extrapolation of Car-Following Scenes in Younger and Older Drivers. *Hum Factors J Hum Factors Ergon Soc* [Internet]. 2006; 48(4):666–74. Available from: <http://hfs.sagepub.com/cgi/doi/10.1518/001872006779166352> PMID: 17240715
- Stevens C, Byron T.: Sweet Anticipation: Music and the Psychology of Expectation. Vol. 24, Music Perception. 2007. p. 511–4.
- Chennu S, Noreika V, Gueorguiev D, Blenkmann A, Kochen S, Ibáñez A, et al. Expectation and attention in hierarchical auditory prediction. *J Neurosci*. 2013; 33:11194–205. <https://doi.org/10.1523/JNEUROSCI.0114-13.2013> PMID: 23825422
- Balas B, Sinha P. “Filling-in” colour in natural scenes. Vol. 15, Visual Cognition. 2007. p. 765–78.
- Arnon I, Clark E V. Why Brush Your Teeth Is Better Than Teeth—Children’s Word Production Is Facilitated in Familiar Sentence-Frames. *Lang Learn Dev* [Internet]. 2011 Mar 31 [cited 2015 Jan 6]; 7(2):107–29. Available from: <http://www.tandfonline.com/doi/abs/10.1080/15475441.2010.505489>
- Kapatsinski V, Radicke J. Frequency and the emergence of prefabs: Evidence from monitoring. *Formulaic Lang*. 2009; 2:499–520.
- Hassin RR, Aarts H, Ferguson MJ. Automatic goal inferences. *J Exp Soc Psychol* [Internet]. 2005 Mar [cited 2014 Dec 6]; 41(2):129–40. Available from: <http://linkinghub.elsevier.com/retrieve/pii/S0022103104000721>
- McKoon G, Ratcliff R. Inferences about predictable events. *J Exp Psychol Learn Mem Cogn* [Internet]. 1986; 12(1):82–91. Available from: <http://doi.apa.org/getdoi.cfm?doi=10.1037/0278-7393.12.1.82> PMID: 2949049
- McKoon G, Ratcliff R. Inference during reading. *Psychol Rev* [Internet]. 1992; 99(3):440–66. Available from: <http://doi.apa.org/getdoi.cfm?doi=10.1037/0033-295X.99.3.440> PMID: 1502273
- Friston K. Prediction, perception and agency. *Int J Psychophysiol* [Internet]. 2012 Feb [cited 2015 Jan 2]; 83(2):248–52. Available from: <http://www.pubmedcentral.nih.gov/articlerender.fcgi?artid=3314993&tool=pmcentrez&rendertype=abstract> <https://doi.org/10.1016/j.ijpsycho.2011.11.014> PMID: 22178504
- Kelly MH, Freyd JJ. Explorations of representational momentum. *Cogn Psychol*. 1987; 19(3):369–401. [https://doi.org/10.1016/0010-0285\(87\)90009-0](https://doi.org/10.1016/0010-0285(87)90009-0) PMID: 3608406
- Bar M. The proactive brain: using analogies and associations to generate predictions. *Trends Cogn Sci*. 2007; 11:280–9. <https://doi.org/10.1016/j.tics.2007.05.005> PMID: 17548232
- Hubbard TL. Psychological Bulletin The Varieties of Momentum-Like Experience The Varieties of Momentum-Like Experience. 2015;
- Hubbard TL. Spatial biases in perception and cognitionle. Cambridge University Press.; 2018.
- Hawkins J, Blakeslee S. On intelligence [Internet]. *Neural Networks*. 2004. 272 p. Available from: [www.onintelligence.com](http://www.onintelligence.com)
- Bubic A, von Cramon DY, Schubotz RI. Prediction, cognition and the brain. *Front Hum Neurosci* [Internet]. 2010 Jan [cited 2014 Jul 17]; 4(March):25. Available from: <http://www.pubmedcentral.nih.gov/articlerender.fcgi?artid=2904053&tool=pmcentrez&rendertype=abstract> <https://doi.org/10.3389/fnhum.2010.00025> PMID: 20631856
- Clark A. Whatever next? Predictive brains, situated agents, and the future of cognitive science. *Behav Brain Sci* [Internet]. 2013 Jun [cited 2014 Jul 9]; 36(3):181–204. Available from: <http://www.ncbi.nlm.nih.gov/pubmed/23663408> <https://doi.org/10.1017/S0140525X12000477> PMID: 23663408
- Gilbert D. Stumbling on Happiness [Internet]. Vol. 37, Psychology. 2007. 336 p. Available from: <http://www.amazon.com/dp/1400077427>
- Llinas R. i of the vortex. Cambridge, MA: MIT Press; 2002.
- Seth A. Functions of consciousness. *Cogn Neurosci* [Internet]. 2011 Jun; 2(2):115–6. Available from: <http://www.pubmedcentral.nih.gov/articlerender.fcgi?artid=3814809&tool=pmcentrez&rendertype=abstract> <https://doi.org/10.1080/17588928.2011.585228> PMID: 24168480
- Turk-browne NB, Scholl BJ, Johnson MK, Chun MM. Implicit perceptual anticipation triggered by statistical learning. 2011; 30(33):11177–87.

22. Addis DR, Wong AT, Schacter DL. Remembering the past and imagining the future: Common and distinct neural substrates during event construction and elaboration. *Neuropsychologia*. 2007; 45:1363–77. <https://doi.org/10.1016/j.neuropsychologia.2006.10.016> PMID: 17126370
23. Finke RA, Shyi GCW. Mental Extrapolation and Representational Momentum For Complex Implied Motions. *J Exp Psychol Learn Mem Cogn*. 1988; <https://doi.org/10.1037//0278-7393.14.1.112> PMID: 2963890
24. Nakamoto H, Mori S, Ikudome S, Unenaka S, Imanaka K. Effects of sport expertise on representational momentum during timing control. *Attention, Perception, Psychophys*. 2015; <https://doi.org/10.3758/s13414-014-0818-9> PMID: 25537739
25. Huettel SA, Mack PB, McCarthy G. Perceiving patterns in random series: dynamic processing of sequence in prefrontal cortex. *Nat Neurosci [Internet]*. 2002 May [cited 2014 Jul 15]; 5(5):485–90. Available from: <http://www.ncbi.nlm.nih.gov/pubmed/11941373> <https://doi.org/10.1038/nn841> PMID: 11941373
26. Tsuchiya N, Koch C. Continuous flash suppression reduces negative afterimages. *Nat Neurosci [Internet]*. 2005 Aug [cited 2011 Jul 27]; 8(8):1096–101. Available from: <http://www.ncbi.nlm.nih.gov/pubmed/15995700> <https://doi.org/10.1038/nn1500> PMID: 15995700
27. Goldstein A, Hassin R. Commentary: Definitely maybe: Can unconscious processes perform the same functions as conscious processes? *Front Psychol*. 2017; 6(MAY). <https://doi.org/10.3389/fpsyg.2017.01230> PMID: 28824475
28. Hassin RR. Yes It Can: On the Functional Abilities of the Human Unconscious. *Perspect Psychol Sci [Internet]*. 2013 Feb 27 [cited 2014 Jul 23]; 8(2):195–207. Available from: <http://pps.sagepub.com/lookup/doi/10.1177/1745691612460684> PMID: 26172502
29. Hassin RR, Uleman JS, Bargh JA. The New Unconscious. *The New Unconscious*. 2004.
30. Bischoff-grethe A, Proper SM, Mao H, Daniels KA, Berns GS, Tech G, et al. Conscious and Unconscious Processing of Nonverbal Predictability in Wernicke ' s Area. 2000; 20(5):1975–81. <https://doi.org/10.1523/JNEUROSCI.20-05-01975.2000> PMID: 10684898
31. Eitam B, Schul Y, Hassin RR. Goal relevance and artificial grammar learning. *Q J Exp Psychol (Hove) [Internet]*. 2009 Feb [cited 2014 Nov 1]; 62(2):228–38. Available from: <http://www.ncbi.nlm.nih.gov/pubmed/19058050> <https://doi.org/10.1080/17470210802479113> PMID: 19058050
32. Hassin RR, Bargh JA, Engell AD, McCulloch KC. Implicit working memory. *Conscious Cogn*. 2009; <https://doi.org/10.1016/j.concog.2009.04.003> PMID: 19442537
33. Robertson EM. The Serial Reaction Time Task: Implicit Motor Skill Learning? *J Neurosci [Internet]*. 2007 Sep 19 [cited 2014 Jul 10]; 27(38):10073–5. Available from: <http://www.ncbi.nlm.nih.gov/pubmed/17881512> <https://doi.org/10.1523/JNEUROSCI.2747-07.2007> PMID: 17881512
34. Reber AS. Implicit learning of artificial grammars. *J Verbal Learning Verbal Behav*. 1967; 6(6):855–63.
35. Reber AS. Implicit learning and tacit knowledge. *J Exp Psychol Gen [Internet]*. 1989; 118(3):219–35. Available from: <http://doi.apa.org/getdoi.cfm?doi=10.1037/0096-3445.118.3.219>
36. Rose M, Haider H, Büchel C. Unconscious detection of implicit expectancies. *J Cogn Neurosci [Internet]*. 2005 Jun; 17(6):918–27. Available from: <http://www.ncbi.nlm.nih.gov/pubmed/15969909> <https://doi.org/10.1162/0898929054021193> PMID: 15969909
37. Nissen MJ, Bullemer P. Attentional requirements of learning: Evidence from performance measures. *Cogn Psychol*. 1987;
38. Hassin RR, Bargh JA, Uleman JS. Spontaneous causal inferences. *J Exp Soc Psychol [Internet]*. 2002 Sep; 38(5):515–22. Available from: <http://linkinghub.elsevier.com/retrieve/pii/S0022103102000161>
39. Uleman JS. Consciousness and Control: The Case of Spontaneous Trait Inferences. Vol. 13, *Personality and Social Psychology Bulletin*. 1987. p. 337–54.
40. Van den Bussche E, Notebaert K, Reynvoet B. Masked primes can be genuinely semantically processed: a picture prime study. *Exp Psychol [Internet]*. 2009 Jan [cited 2014 Sep 14]; 56(5):295–300. Available from: <http://www.ncbi.nlm.nih.gov/pubmed/19447745> <https://doi.org/10.1027/1618-3169.56.5.295> PMID: 19447745
41. Kouider S, Dehaene S. Levels of processing during non-conscious perception: a critical review of visual masking. *Philos Trans R Soc Lond B Biol Sci*. 2007; 362(1481):857–75. <https://doi.org/10.1098/rstb.2007.2093> PMID: 17403642
42. Hesselmann G, Moors P. Definitely maybe: Can unconscious processes perform the same functions as conscious processes? *Front Psychol*. 2015; 6(MAY):2011–4. <https://doi.org/10.3389/fpsyg.2015.00584> PMID: 25999896
43. Aarts H, Gollwitzer PM, Hassin RR. Goal contagion: perceiving is for pursuing. *J Pers Soc Psychol [Internet]*. 2004; 87(1):23–37. Available from: <http://www.ncbi.nlm.nih.gov/pubmed/15250790> <https://doi.org/10.1037/0022-3514.87.1.23> PMID: 15250790

44. Bargh JA, Schwader KL, Hailey SE, Dyer RL, Boothby EJ. Automaticity in social-cognitive processes. *Trends Cogn Sci* [Internet]. 2012; 16(12):593–605. Available from: <https://doi.org/10.1016/j.tics.2012.10.002> PMID: 23127330
45. Hassin RR, Ferguson MJ, Shidlovski D, Gross T. Subliminal exposure to national flags affects political thought and behavior. *Proc Natl Acad Sci U S A*. 2007; 104(50):19757–61. <https://doi.org/10.1073/pnas.0704679104> PMID: 18056813
46. Köpetz C, Faber T, Fishbach A, Kruglanski AW. The multifinality constraints effect: how goal multiplicity narrows the means set to a focal end. *J Pers Soc Psychol* [Internet]. 2011; 100(5):810–26. Available from: [http://faculty.chicagobooth.edu/ayelet.fishbach/research/Kopetz\\_JPSP.pdf](http://faculty.chicagobooth.edu/ayelet.fishbach/research/Kopetz_JPSP.pdf) <https://doi.org/10.1037/a0022980> PMID: 21381854
47. van Gaal S, Ridderinkhof KR, Scholte HS, Lamme VF. Unconscious activation of the prefrontal no-go network. *J Neurosci*. 2010; 30(11):4143–50. <https://doi.org/10.1523/JNEUROSCI.2992-09.2010> PMID: 20237284
48. Armstrong AM, Dienes Z. Subliminal understanding of negation: Unconscious control by subliminal processing of word pairs. *Conscious Cogn*. 2013; 22(3):1022–40. <https://doi.org/10.1016/j.concog.2013.06.010> PMID: 23933139
49. Armstrong A-M, Dienes Z. Subliminal understanding of active versus passive sentences. *Psychol Conscious Theory, Res Pract* [Internet]. 2014; 1(1):32–50. Available from: <http://doi.apa.org/getdoi.cfm?doi=10.1037/css0000002>
50. Mudrik L, Faivre N, Koch C. Information integration without awareness. *Trends Cogn Sci* [Internet]. 2014; 18(9):488–96. Available from: <https://doi.org/10.1016/j.tics.2014.04.009> PMID: 24933626
51. Sklar AY, Levy N, Goldstein A, Mandel R, Maril A, Hassin RR. Reading and doing arithmetic nonconsciously. *PNAS*. 2012; 109(48):19614–19619. <https://doi.org/10.1073/pnas.1211645109> PMID: 23150541
52. Devine PG. Stereotypes and prejudice: Their automatic and controlled components. *J Pers Soc Psychol*. 1989; 56(1):5–18.
53. Dehaene S, Naccache L, Le Clec'H G, Koechlin E, Mueller M, Dehaene-Lambertz G, et al. Imaging unconscious semantic priming. *Nature*. 1998; 395(6702):597–600. <https://doi.org/10.1038/26967> PMID: 9783584
54. Hassin RR, Ferguson MJ, Kardosh R, Porter SC, Carter TJ, Dudareva V. Précis of implicit nationalism. In: *Annals of the New York Academy of Sciences*. 2009. p. 135–45.
55. Bargh JA, Gollwitzer PM, Lee-Chai A, Barndollar K, Trötschel R. The automated will: nonconscious activation and pursuit of behavioral goals. *J Pers Soc Psychol* [Internet]. 2001; 81(6):1014–27. Available from: [http://www.ncbi.nlm.nih.gov/sites/entrez?Db=pubmed&DbFrom=pubmed&Cmd=Link&LinkName=pubmed\\_pubmed&LinkReadableName=Related Articles&IdsFromResult=11761304&ordinalpos=3&itool=EntrezSystem2.PEntrez.Pubmed.Pubmed\\_ResultsPanel.Pubmed\\_RVDocSum](http://www.ncbi.nlm.nih.gov/sites/entrez?Db=pubmed&DbFrom=pubmed&Cmd=Link&LinkName=pubmed_pubmed&LinkReadableName=Related%20Articles&IdsFromResult=11761304&ordinalpos=3&itool=EntrezSystem2.PEntrez.Pubmed.Pubmed_ResultsPanel.Pubmed_RVDocSum) PMID: 11761304
56. Custers R, Aarts H. The unconscious will: how the pursuit of goals operates outside of conscious awareness. *Science* [Internet]. 2010 Jul 2 [cited 2014 Jul 18]; 329(5987):47–50. Available from: [http://www.ncbi.nlm.nih.gov/sites/entrez?Db=pubmed&DbFrom=pubmed&Cmd=Link&LinkName=pubmed\\_pubmed&LinkReadableName=Related Articles&IdsFromResult=20595607&ordinalpos=3&itool=EntrezSystem2.PEntrez.Pubmed.Pubmed\\_ResultsPanel.Pubmed\\_RVDocSum](http://www.ncbi.nlm.nih.gov/sites/entrez?Db=pubmed&DbFrom=pubmed&Cmd=Link&LinkName=pubmed_pubmed&LinkReadableName=Related%20Articles&IdsFromResult=20595607&ordinalpos=3&itool=EntrezSystem2.PEntrez.Pubmed.Pubmed_ResultsPanel.Pubmed_RVDocSum) <https://doi.org/10.1126/science.1188595> PMID: 20595607
57. Weingarten E, Chen Q, McAdams M, Yi J, Hepler J, Albarracín D. On priming action: Conclusions from a meta-analysis of the behavioral effects of incidentally-presented words. *Current Opinion in Psychology*. 2016. <https://doi.org/10.1016/j.copsyc.2016.04.015> PMID: 27957520
58. Farooqui AA, Manly T. Anticipatory Control Through Associative Learning of Subliminal Relations: Invisible May Be Better Than Visible. *Psychol Sci* [Internet]. 2015; 1–10. Available from: <http://pss.sagepub.com/lookup/doi/10.1177/0956797614564191> PMID: 25694442
59. Lau HC, Passingham RE. Unconscious activation of the cognitive control system in the human prefrontal cortex. *J Neurosci*. 2007; 27(21):5805–11. <https://doi.org/10.1523/JNEUROSCI.4335-06.2007> PMID: 17522324
60. Francken JC, Meijs EL, Hagoort P, van Gaal S, de Lange FP. Exploring the automaticity of language-perception interactions: Effects of attention and awareness. *Sci Rep* [Internet]. 2015; 5:17725. Available from: <http://www.nature.com/articles/srep17725> <https://doi.org/10.1038/srep17725> PMID: 26640162
61. Bauer F, Cheadle SW, Parton A, Müller HJ, Usher M. Gamma flicker triggers attentional selection without awareness. *Proc Natl Acad Sci U S A*. 2009;
62. Hsieh PJ, Colas JT. Awareness is necessary for extracting patterns in working memory but not for directing spatial attention. *J Exp Psychol Hum Percept Perform*. 2012;

63. Hsieh PJ, Colas JT, Kanwisher N. Pop-out without awareness: unseen feature singletons capture attention only when top-down attention is available. *Psychol Sci* [Internet]. 2011 Sep [cited 2013 Feb 20]; 22(9):1220–6. Available from: <http://www.pubmedcentral.nih.gov/articlerender.fcgi?artid=3264049&tool=pmcentrez&rendertype=abstract> <https://doi.org/10.1177/0956797611419302> PMID: 21852451
64. Lamy D, Alon L, Carmel T, Shalev N. The Role of Conscious Perception in Attentional Capture and Object-File Updating. *Psychol Sci*. 2015;
65. McCormick PA. Orienting Attention Without Awareness. *J Exp Psychol Hum Percept Perform*. 1997;
66. Mulckhuyse M, Talsma D, Theeuwes J. Grabbing attention without knowing: Automatic capture of attention by subliminal spatial cues. *Vis cogn*. 2007;
67. Rahnev DA, Huang E, Lau H. Subliminal stimuli in the near absence of attention influence top-down cognitive control. *Attention, Perception, Psychophys*. 2012; <https://doi.org/10.3758/s13414-011-0246-z> PMID: 22173930
68. Gayet S, Van der Stigchel S, Paffen CLE. Seeing is believing: Utilization of subliminal symbols requires a visible relevant context. *Attention, Perception, Psychophys*. 2014; <https://doi.org/10.3758/s13414-013-0580-4> PMID: 24186208
69. Ansorge U, Khalid S, Laback B. Unconscious cross-modal priming of auditory sound localization by visual words. *J Exp Psychol Learn Mem Cogn*. 2016; <https://doi.org/10.1037/xlm0000217> PMID: 26641450
70. Baier D, Ansorge U. Can subliminal spatial words trigger an attention shift? Evidence from event-related-potentials in visual cueing\*. *Vis cogn*. 2020;
71. Berger J, Mylopoulos M. On scepticism about unconscious perception. *J Conscious Stud*. 2019; 26(11–12):8–32.
72. Persuh M. Measuring perceptual consciousness. *Front Psychol*. 2018; 8(JAN):1–4. <https://doi.org/10.3389/fpsyg.2017.02320> PMID: 29375438
73. Sklar A, Goldstein A, Hassin R. Regression to the mean does not explain away non-conscious processing: critical review of Shanks 2017. 2020;
74. Shanks DR. Regressive research: The pitfalls of post hoc data selection in the study of unconscious mental processes. *Psychon Bull Rev*. 2017;
75. Reingold EM, Merikle PM. Using direct and indirect measures to study perception without awareness. *Percept Psychophys*. 1988;
76. Overgaard M, Timmermans B, Sandberg K, Cleeremans A. Optimizing subjective measures of consciousness. *Conscious Cogn*. 2010; <https://doi.org/10.1016/j.concog.2009.12.018> PMID: 20097582
77. Dienes Z, Seth A. Gambling on the unconscious: A comparison of wagering and confidence ratings as measures of awareness in an artificial grammar task. *Conscious Cogn*. 2010;
78. Sandberg K, Bibby BM, Overgaard M. Measuring and testing awareness of emotional face expressions. Vol. 22, *Consciousness and Cognition*. 2013. p. 806–9. <https://doi.org/10.1016/j.concog.2013.04.015> PMID: 23728457
79. Cheesman J, Merikle PM. Priming with and without awareness. *Percept Psychophys*. 1984;
80. Payne BK, Brown-Iannuzzi JL, Loersch C. Replicable effects of primes on human behavior. *J Exp Psychol Gen*. 2016;
81. Kawakami N, Yoshida F. Perceiving a story outside of conscious awareness: When we infer narrative attributes from subliminal sequential stimuli. *Conscious Cogn* [Internet]. 2015; 33:53–66. Available from: <https://doi.org/10.1016/j.concog.2014.12.001> PMID: 25543991
82. Seth AK, Dienes Z, Cleeremans A, Overgaard M, Pessoa L. Measuring consciousness: relating behavioural and neurophysiological approaches. *Trends in Cognitive Sciences*. 2008. <https://doi.org/10.1016/j.tics.2008.04.008> PMID: 18606562
83. Dehaene S, Kerszberg M, Changeux J-P. A neuronal model of a global workspace in effortful cognitive tasks. *Proc Natl Acad Sci*. 1998; <https://doi.org/10.1073/pnas.95.24.14529> PMID: 9826734
84. Kouider S, Dehaene S. Subliminal number priming within and across the visual and auditory modalities. *Exp Psychol*. 2009;
85. Marcel AJ. Conscious and unconscious perception: Experiments on visual masking and word recognition. *Cogn Psychol*. 1983; 15(2):197–237. [https://doi.org/10.1016/0010-0285\(83\)90009-9](https://doi.org/10.1016/0010-0285(83)90009-9) PMID: 6617135
86. Dienes Z. How Bayesian statistics are needed to determine whether mental states are unconscious. In: *Behavioral Methods in Consciousness Research*. 2015.
87. Reingold EM. Unconscious perception and the classic dissociation paradigm: a new angle? *Percept Psychophys*. 2004; <https://doi.org/10.3758/bf03194981> PMID: 15495912



88. Rouder JN, Speckman PL, Sun D, Morey RD, Iverson G. Bayesian t tests for accepting and rejecting the null hypothesis. *Psychonomic Bulletin and Review*. 2009.
89. Rabagliati H, Robertson A, Carmel D. The importance of awareness for understanding language. *J Exp Psychol Gen*. 2018; <https://doi.org/10.1037/xge0000348> PMID: 29369681
90. Greenwald AG, Klinger MR, Schuh ES. Activation by marginally perceptible (“subliminal”) stimuli: dissociation of unconscious from conscious cognition. *J Exp Psychol Gen* [Internet]. 1995 Mar; 124(1):22–42. Available from: <http://www.ncbi.nlm.nih.gov/pubmed/7897340> <https://doi.org/10.1037/0096-3445.124.1.22> PMID: 7897340
91. Baddeley AD, Hitch GJ. Working memory. In: *The psychology of learning and motivation advances in research and theory* [Internet]. 1974. p. 47–90. Available from: <http://linkinghub.elsevier.com/retrieve/pii/S0079742108604521>
92. Hume D. *A Treatise of Human Nature*. Vol. 26, *A Treatise of Human Nature*. 1888. 626 p.
93. Kahneman D. Attention and effort [Internet]. Vol. 88, *The American Journal of Psychology*. 1973. 339 p. Available from: <http://www.jstor.org/stable/1421603?origin=crossref%5Cnhttp://www.citeulike.org/group/7631/article/4299238>
94. Hassin RR, Sklar AY. The Human Unconscious A Functional Perspective. In: Sherman J, Gawronski B, Yaacov T, editors. *From Dual-Process Theories of the Social Mind*. New York: The Guilford Press.; 2014. p. 299–313.
95. Hubbard TL, Courtney JR. Cross-modal influences on representational momentum and representational gravity. *Perception*. 2010; 39(6):851–62. <https://doi.org/10.1068/p6538> PMID: 20698479
96. Flanagan JR, Johansson RS. Action plans used in action observation. *Nature*. 2003; 424(6950):769–71. <https://doi.org/10.1038/nature01861> PMID: 12917683
97. Hayhoe MM, Shrivastava A, Mruczek R, Pelz JB. Visual memory and motor planning in a natural task. *J Vis*. 2003; 3(1):49–63. <https://doi.org/10.1167/3.1.6> PMID: 12678625
98. Freyd JJ, Finke RA. Representational momentum. Vol. 10, *Journal of Experimental Psychology: Learning, Memory, and Cognition*. 1984. p. 126–32.
99. Pratt J, Spalek TM, Bradshaw F. The time to detect targets at inhibited and noninhibited locations: Preliminary evidence for attentional momentum. Vol. 25, *Journal of Experimental Psychology: Human Perception and Performance*. 1999. p. 730–46.
100. Hubbard TL. Approaches to representational momentum: Theories and models. In: *Space and Time in Perception and Action*. 2010.
101. Freyd JJ, Kelly MH, DeKay ML. Representational Momentum in Memory for Pitch. *J Exp Psychol Learn Mem Cogn*. 1990; <https://doi.org/10.1037/0278-7393.16.6.1107> PMID: 2148583
102. Hubbard TL. Judged Displacement: A Modular Process? *Am J Psychol*. 1994;
103. Lin Z, Murray SO. Visible propagation from invisible exogenous cueing. *J Vis*. 2013; 13(2013):1–15. <https://doi.org/10.1167/13.11.12> PMID: 24055791
104. Koch C, Tsuchiya N. Attention and consciousness: two distinct brain processes. *Trends Cogn Sci* [Internet]. 2007 Jan [cited 2011 Jul 18]; 11(1):16–22. Available from: <http://www.ncbi.nlm.nih.gov/pubmed/17129748> <https://doi.org/10.1016/j.tics.2006.10.012> PMID: 17129748
105. Kaunitz L, Fracasso A, Lingnau A, Melcher D. Non-conscious processing of motion coherence can boost conscious access. *PLoS One* [Internet]. 2013 Jan [cited 2013 Aug 19]; 8(4):e60787. Available from: <http://www.pubmedcentral.nih.gov/articlerender.fcgi?artid=3622026&tool=pmcentrez&rendertype=abstract> <https://doi.org/10.1371/journal.pone.0060787> PMID: 23593311
106. Kaunitz L, Fracasso A, Lingnau A, Melcher D. Non-conscious processing of motion coherence can boost conscious access. Di Russo F, editor. *PLoS One* [Internet]. 2013 Jan 9 [cited 2014 Apr 23]; 8(4):e60787. Available from: <https://plos.org/10.1371/journal.pone.0060787> <https://doi.org/10.1371/journal.pone.0060787> PMID: 23593311
107. Kaunitz L, Fracasso A, Melcher D. Unseen complex motion is modulated by attention and generates a visible aftereffect. *J Vis* [Internet]. 2011 Jan [cited 2014 Apr 23]; 11(13):10. Available from: <http://171.67.113.220/content/11/13/10.short> <https://doi.org/10.1167/11.13.10> PMID: 22072730
108. Faivre N, Koch C. Temporal structure coding with and without awareness. *Cognition* [Internet]. 2014 Jun; 131(3):404–14. Available from: <http://linkinghub.elsevier.com/retrieve/pii/S001002771400033X> <https://doi.org/10.1016/j.cognition.2014.02.008> PMID: 24681581
109. Salomon R, Goldstein A, Laurene V, Hassin RR, Blanke O. Enhanced discriminability for nonbiological motion violating the two-thirds power law. *J Vis*. 2016; 16(8):1–12. <https://doi.org/10.1167/16.8.1> PMID: 27248565
110. Lin Z, He S. Seeing the invisible: the scope and limits of unconscious processing in binocular rivalry. *Prog Neurobiol* [Internet]. 2009 Apr [cited 2011 Jun 27]; 87(4):195–211. Available from: <http://www.>



- [pubmedcentral.nih.gov/articlerender.fcgi?artid=2689366&tool=pmcentrez&rendertype=abstract](https://pubmedcentral.nih.gov/articlerender.fcgi?artid=2689366&tool=pmcentrez&rendertype=abstract)  
<https://doi.org/10.1016/j.pneurobio.2008.09.002> PMID: 18824061
111. Posner MI, Cohen Y. Components of visual orienting. In: Attention and performance X: Control of language processes [Internet]. 1984. p. 531–56. Available from: <http://wknapp.com/class/cog/spring14/posner.pdf>
  112. Klein R. Inhibition of return. Trends Cogn Sci [Internet]. 2000; 4(4):138–47. Available from: <http://www.ncbi.nlm.nih.gov/pubmed/10740278> [https://doi.org/10.1016/s1364-6613\(00\)01452-2](https://doi.org/10.1016/s1364-6613(00)01452-2) PMID: 10740278
  113. Lupianez J, Klein RM, Bartolomeo P. Inhibition of return: Twenty years after. Cogn Neuropsychol. 2006; 23(7):1003–14. <https://doi.org/10.1080/02643290600588095> PMID: 21049364
  114. Hubbard TL. Cognitive representation of linear motion: Possible direction and gravity effects in judged displacement. Mem Cognit. 1990; <https://doi.org/10.3758/bf03213883> PMID: 2355859
  115. Kerzel D, Jordan JS, Müsseler J. The Role of Perception in the Mislocalization of the Final Position of a Moving Target. J Exp Psychol Hum Percept Perform. 2001; <https://doi.org/10.1037/0096-1523.27.4.829> PMID: 11518146
  116. Brainard DH. The Psychophysics Toolbox. Spat Vis. 1997; 10:433–6. PMID: 9176952
  117. Posner MI, Nissen MJ, Ogden WC. Attended and unattended processing modes: the role of set for spatial location. [Internet]. Modes of perceiving and processing Information. 1978. p. 137–157. Available from: <http://scholar.google.com/scholar?hl=en&btnG=Search&q=intitle:Attended+and+unattended+processing+modes:+The+role+of+set+for+spatial+location#0>
  118. Libet B, Pearl DK, Morledge DE, Gleason CA, Hosobuchi Y, Barbaro NM. Control of the Transition From Sensory Detection To Sensory Awareness in Man By the Duration of a Thalamic Stimulus. Brain [Internet]. 1991; 114(4):1731–57. Available from: <http://brain.oxfordjournals.org/cgi/doi/10.1093/brain/114.4.1731>
  119. Song C, Kanai R, Fleming SM, Weil RS, Schwarzkopf DS, Rees G. Relating inter-individual differences in metacognitive performance on different perceptual tasks. Conscious Cogn [Internet]. 2011 Dec [cited 2014 Nov 11]; 20(4):1787–92. Available from: <http://www.pubmedcentral.nih.gov/articlerender.fcgi?artid=3203218&tool=pmcentrez&rendertype=abstract> <https://doi.org/10.1016/j.concog.2010.12.011> PMID: 21256051
  120. Maoz K, Breska A, Ben-Shakhar G. Orienting response elicitation by personally significant information under subliminal stimulus presentation: demonstration using the concealed information test. Psychophysiology [Internet]. 2012 Dec [cited 2014 Nov 1]; 49(12):1610–7. Available from: <http://www.ncbi.nlm.nih.gov/pubmed/23066810> <https://doi.org/10.1111/j.1469-8986.2012.01470.x> PMID: 23066810
  121. Sandberg K, Timmermans B, Overgaard M, Cleeremans A. Measuring consciousness: Is one measure better than the other? Conscious Cogn. 2010; 19(4):1069–78. <https://doi.org/10.1016/j.concog.2009.12.013> PMID: 20133167
  122. Spalek TM, Hammad S. Supporting the attentional momentum view of IOR: is attention biased to go right? Percept Psychophys. 2004; 66(2):219–33. <https://doi.org/10.3758/bf03194874> PMID: 15129744
  123. Snyder JJ, Schmidt WC, Kingstone A. There's little return for attentional momentum. J Exp Psychol Hum Percept Perform. 2009; 35(6):1726–37. <https://doi.org/10.1037/a0016885> PMID: 19968431
  124. Doshier BA. The response-window regression method—Some problematic assumptions: Comment on Draine and Greenwald (1998). J Exp Psychol Gen. 1998;
  125. Miller J. Measurement error in subliminal perception experiments: simulation analyses of two regression methods. J Exp Psychol Hum Percept Perform. 2000; 26(4):1461–77; discussion 1506–1508. <https://doi.org/10.1037/0096-1523.26.4.1461> PMID: 10946725
  126. Sand A, Nilsson ME. Subliminal or not? Comparing null-hypothesis and Bayesian methods for testing subliminal priming. Conscious Cogn [Internet]. 2016; 44:29–40. Available from: <https://doi.org/10.1016/j.concog.2016.06.012> PMID: 27351780
  127. Hubbard TL, Ruppel SE, Courtney JR. The force of appearance: Gamma movement, naïve impetus, and representational momentum. 2005;(August 2002):209–28.
  128. Hubbard TL. The varieties of momentum-like experience. Psychol Bull [Internet]. 2015; 141(6):1081–119. Available from: <http://doi.apa.org/getdoi.cfm?doi=10.1037/bul0000016> PMID: 26237420
  129. Kerzel D. Eye movements and visible persistence explain the mislocalization of the final position of a moving target. Vision Res. 2000; [https://doi.org/10.1016/s0042-6989\(00\)00226-1](https://doi.org/10.1016/s0042-6989(00)00226-1) PMID: 11090663
  130. Sáenz-Moncaleano C, Basevitch I, Tenenbaum G. Gaze behaviors during serve returns in tennis: A comparison between intermediate- and high-skill players. J Sport Exerc Psychol. 2018; <https://doi.org/10.1123/jsep.2017-0253> PMID: 29785858

131. Singer RN, Cauraugh JH, Chen D, Steinberg GM, Frehlich SG. Visual search, anticipation, and reactive comparisons between highly-skilled and beginning tennis players. *J Appl Sport Psychol*. 1996;
132. Taya S, Windridge D, Osman M. Trained Eyes: Experience Promotes Adaptive Gaze Control in Dynamic and Uncertain Visual Environments. *PLoS One*. 2013; <https://doi.org/10.1371/journal.pone.0071371> PMID: 23951147
133. Vetter P, Badde S, Phelps EA, Carrasco M. Emotional faces guide the eyes in the absence of awareness. *Elife*. 2019;
134. Spering M, Carrasco M. Acting without seeing: Eye movements reveal visual processing without awareness. Vol. 38, *Trends in Neurosciences*. 2015. p. 224–58.
135. Rothkirch M, Madipakkam AR, Rehn E, Sterzer P. Making eye contact without awareness. *Cognition*. 2015;
136. Hannula DE, Althoff RR, Warren DE, Riggs L, Cohen NJ, Ryan JD. Worth a glance: using eye movements to investigate the cognitive neuroscience of memory. *Front Hum Neurosci*. 2010;
137. Pertzov Y, Zohary E, Avidan G. Implicitly perceived objects attract gaze during later free viewing. *J Vis*. 2009; <https://doi.org/10.1167/9.6.6> PMID: 19761297
138. Sklar AY, Deouell LY, Hassin RR. Integration despite Fractionation: Continuous Flash Suppression. *Trends Cogn Sci*. 2018; <https://doi.org/10.1016/j.tics.2018.07.003> PMID: 30104139
139. Moors P, Hesselmann G, Wagemans J, van Ee R. Continuous Flash Suppression: Stimulus Fractionation rather than Integration. *Trends in Cognitive Sciences*. 2017. <https://doi.org/10.1016/j.tics.2017.06.005> PMID: 28690078
140. Moors P, Gayet S, Hedger N, Stein T, Sterzer P, van Ee R, et al. Three Criteria for Evaluating High-Level Processing in Continuous Flash Suppression. *Trends Cogn Sci*. 2019; <https://doi.org/10.1016/j.tics.2019.01.008> PMID: 30795895
141. Moors P, Boelens D, van Overwalle J, Wagemans J. Scene Integration Without Awareness: No Conclusive Evidence for Processing Scene Congruency During Continuous Flash Suppression. *Psychol Sci*. 2016; 27(7):945–56. <https://doi.org/10.1177/0956797616642525> PMID: 27225219
142. Faivre N, Mudrik L, Schwartz N, Koch C. Multisensory Integration in Complete Unawareness: Evidence From Audiovisual Congruency Priming. *Psychol Sci [Internet]*. 2014; 25(11):2006–16. Available from: <http://pss.sagepub.com/lookup/doi/10.1177/0956797614547916> PMID: 25269620
143. Oxner M, Corballis PM, Hayward WG. The relation of discrete stimuli can be integrated despite the failure of conscious identification. *Vis cogn*. 2018;
144. Uleman JS, Adil Saribay S, Gonzalez CM. Spontaneous inferences, implicit impressions, and implicit theories. *Annu Rev Psychol [Internet]*. 2008; 59:329–60. Available from: <http://www.ncbi.nlm.nih.gov/pubmed/17854284> <https://doi.org/10.1146/annurev.psych.59.103006.093707> PMID: 17854284
145. Kok P, Turk-Browne NB. Associative Prediction of Visual Shape in the Hippocampus. *J Neurosci*. 2018; <https://doi.org/10.1523/JNEUROSCI.0163-18.2018> PMID: 29986875
146. Zacks JM, Kurby CA, Eisenberg ML, Haroutunian N. Prediction Error Associated with the Perceptual Segmentation of Naturalistic Events. *J Cogn Neurosci [Internet]*. 2011; 23(12):4057–66. Available from: [http://www.mitpressjournals.org/doi/10.1162/jocn\\_a\\_00078](http://www.mitpressjournals.org/doi/10.1162/jocn_a_00078) PMID: 21671745
147. Yeshurun Y, Hein E. Transient attention degrades perceived apparent motion. *Perception [Internet]*. 2011 [cited 2014 Sep 9]; 40(8):905–18. Available from: <http://www.perceptionweb.com/abstract.cgi?id=p7016> <https://doi.org/10.1068/p7016> PMID: 22132506
148. Hubbard TL, Bharucha JJ. Judged displacement in apparent vertical and horizontal motion. *Percept Psychophys*. 1988; <https://doi.org/10.3758/bf03206290> PMID: 3174353
149. Thornton IM, Hubbard TL. Representational momentum: New findings, new directions. *Vis cogn [Internet]*. 2002 Feb [cited 2013 Nov 6]; 9(1–2):1–7. Available from: <http://www.tandfonline.com/doi/abs/10.1080/13506280143000430>
150. Senior C, Barnes J, Giampietroc V, Simmons A, Bullmore ET, Brammer M, et al. The functional neuroanatomy of implicit-motion perception or “representational momentum.” *Curr Biol*. 2000; 10(1):16–22.
151. Schmiedchen K, Freigang C, Rübsem R, Richter N. A comparison of visual and auditory representational momentum in spatial tasks. *Atten Percept Psychophys [Internet]*. 2013; 75(7):1507–19. Available from: <http://www.ncbi.nlm.nih.gov/pubmed/23864263> <https://doi.org/10.3758/s13414-013-0495-0> PMID: 23864263
152. De Sá Teixeira NA, Hecht H, Oliveira AM. The representational dynamics of remembered projectile locations. *J Exp Psychol Hum Percept Perform [Internet]*. 2013; 39(6):1690–9. Available from: <http://www.ncbi.nlm.nih.gov/pubmed/23398260> <https://doi.org/10.1037/a0031777> PMID: 23398260
153. Nagai M, Yagi a. The pointedness effect on representational momentum. *Mem Cognit*. 2001; 29(1):91–9. <https://doi.org/10.3758/bf03195744> PMID: 11277468